

Mecalac

15MC

EN



15MC
Mecalac





15MC

"For the past 60 years, innovation, accuracy and the search for performance have been the leading keywords of our company's vision. At Mecalac, we imagine the machines designed for the construction sites of the 21st century. Since every job has its own characteristics and restrictions, since each country has its own culture, we build machines that respond perfectly to today's challenges. Our machines are created by humans for humans. We are proud to be men and women innovators who improve and push back the limits of our clients' objectives."

Henri Marchetta, Chairman
Groupe Mecalac S.A.S.



15MC

A NEW REFERENCE

**A NEW STANDARD IS
BORN BASED UPON
COMPACTNESS AND
POWER**

The new 15MC, is a compact and powerfull excavator that can work as close to the tracks as possible while providing an exceptional working range of 9 m. It benefits from the latest Mecalac patents for interior and exterior technologies. Equipped with a 100 kW engine, it is the most powerful machine in its class. Discover now the new tracked excavator "made in Mecalac".







15MC


THE SECRET TO STABILITY

DESIGN: A STRONG AND STRATEGIC COMPONENT OF THE MECALAC IDENTITY

"Our strength? Offering each client the most efficient solution. A deep analysis of users' work process allows us to provide the right industrial and versatile answer to their requests. This approach allows to offer better fitted machines based on the real needs of the jobsite. At Mecalac, design has always been part of our creation process. It is a strong and strategic component of our brand identity and products and is not limited to mere aesthetics. Our design is functional and secure. It blends ergonomics with smooth flowing lines".

*Patrick Brehmer,
Head of Marketing,
Product Management & Design*

The complete integration of the counterweight and of the equipment inside the frame print have enabled to combine compactness and stability.





THE SECRET TO
STABILITY LIES IN THE
INTEGRATION AND
THE LOWERING OF
THE MOTOR ON THE
TURRET.





15MC

USER FRIENDLY

To optimise ease of use also means ensuring safety for the operator and for the workers' team of both urban and suburban construction sites. Here are the latest developments by Mecalac, providing comfort and serenity at work:

- different Mecalac operating modes
- Connect, Mecalac's patented quick-coupler
- excellent visibility
- allround accessibility
- the fuel tank positioned at hand





USER-FRIENDLY

DRIVING USER-FRIENDLINESS

STANDBY, ECO OR POWER MODE, IN ONE SINGLE SWITCH.

Thanks to the unique central selector, the driver can switch to STANDBY, ECO or POWER mode in one single movement, saving him multiple settings which are usually necessary.

With this unique, worldwide exclusive function, everything on the 15MC can be done instantly by selecting the desired configuration. All the functions needed to activate for the chosen mode are set automatically, no need to think about it. The control display shows the functions activated in real time. The different modes also optimise the speed and response of the machine and consequently the fuel consumption.

This guarantees a flawless and ultra-safe operating on construction sites. The operator takes control of his machine in a single gesture and can, in full confidence, focus only on the tasks to be performed.



↓
i BUTTON
3 MODES





USER-FRIENDLY

CONNECT 'ATTACHED' TO VERSATILITY

**IN ORDER TO MAKE ITS MACHINES
EVER SAFER AND MORE VERSATILE,
MECALAC INTRODUCES CONNECT,
ITS PATENTED QUICK COUPLER,
NOTABLE FOR ITS LIGHTNESS,
INTEGRATION, USER-
FRIENDLINESS, REVERSABILITY
AND ITS PERFECT SAFETY.**

Controlled from the cab, there is zero risk of it detaching from the tool either while it is being connected or while in operation. It is equipped with a detection system that alerts the driver if the tool is improperly secured (with visual and audible signals). Not only that, but it is also reversible and has an automatic play compensation function, making the CONNECT quick coupler the ultimate connection between tool and machine!





WATCH THE DEMO







USER-FRIENDLY

SPACE & PANORAMIC VISION

THE HUMAN EYE REMAINS THE BEST ALLY OF URBAN BUILDING SITES.

The shape of the rear hood has been redesigned and the rounded window is now in one single piece, for a more open view. The main element of the Mecalac boom moves very far when retracted, which offers a great side visibility. The 2 piece windshield is foldable and the door windows can be opened to be at the forefront of the worksite. Thanks to the view mirrors and the 2 cameras, the cabin offers a new vision to the operator who can stay focused on the worksite environment while managing his machine.







USER-FRIENDLY

ACCESSIBILITY

CLIMB UP AND DOWN EASILY

Mecalac has studied the access to the cabin of the 15MC in every detail so that the operator can enter it directly without contortion and without taking risks.

The exclusive Mecalac system of a slide swing door allows for easy opening and closing whether the operator is on the ground or seated in the cab.

But that's not the only advantage of the ingenious Mecalac cabin door. Whatever the position of the machine, against a wall or an obstacle, the opening or the closing will always be possible to allow the mount or the descent - even in a confined situation.

One more argument towards the useful compactness "made in Mecalac".







USER-FRIENDLY

FILL UP YOUR TANK EFFORTLESSLY

**THE TANK HAS A CAPACITY
OF 150 AND IS EXTREMELY
EASY TO ACCESS SINCE IT
IS NOW LOCATED IN THE
UNDERCARRIAGE BETWEEN
THE TRACKS**

Refueling without having any operations to perform at height, without any obstacle to interfere with the maneuvers, that is further proof of Mecalac's constant search for the ease of use of its machines. While most competitive machines still have the fuel tank in the upper structure, filling up the 15MC or checking the oil level is as simple as it is safe. Because daily maintenance should always be risk-free.





15MC

OPTIMAL PERFORMANCE

The 15MC is equipped with numerous technical characteristics for optimal construction site management. Each of them contributes to convincing advantages for undeniable customer benefits. This particular attention to the performance and profitability of work sites definitely marks Mecalac's culture of customer orientation.

- naturally balanced
- all-terrain capacity
- 3D-compactness
- working range
- versatility and autonomy
- lifting power



15MC

Mec

15MC



PERFORMANCE

NATURALLY BALANCED

THE NEW 15MC BENEFITS FROM 360° ISO STABILITY: THIS MEANS THE MACHINE'S STABILITY REMAINS THE SAME REGARDLESS OF THE ROTATION ANGLE OF THE UPPER CARRIAGE.

Lift, place, move, unload... all without moving. The new 15MC transforms worksite logistics thanks to its incredible stability in any position and on any terrain. Whatever the conditions, it stays balanced both when travelling in transfer operations between sites as well as during work phases. This enables an impressive 360° lifting performance - an extraordinary feature.





PERFORMANCE

OVERCOME OBSTACLES

THE 15MC IS THE MOST POWERFUL MACHINE OF ITS CLASS.

Choosing to work with a tracked excavator also means getting out of any situation, may it be in difficult terrain, cramped, hilly or sloping. Whatever the configuration, access to the site is essential. The traction force of the 15MC proves that a crawler excavator working in an urban environment can be the synonym of efficiency, power and suppleness.





PERFORMANCE

3D COMPACTNESS

Equipped with a boom featuring an integrated offset, the 15MC can even work outside of its own tracks, combining power and compactness. 3 boom versions are available: the versatile Mecalac boom with integrated offset, the 2-piece boom as well as a 2-piece boom with offset. In any configuration, the 15MC is incomparably compact, enough to satisfy the requirements of all urban construction sites.



MAXIMUM COMPACTNESS

for minimum bulk

This useful compactness frees 100% performances and 100% functions, therefore reducing the impact of urban construction sites on the environment.



COMPACTNESS AT WORK

in the service of security

With its XS measurements, a 360° rotation and an exceptional boom lifting angle, the 15MC can work extremely close to its chassis, whatever the angle of rotation. Efficiently performing its work in tight spaces, the 15MC reduces the number of maneuvers and thus the impact to the surface. The machine can be equipped with a digging bucket, a loader bucket or a pallet fork - this is the winning combination of the 15MC: compactness + efficiency + safety





PERFORMANCE

LIFTING POWER & AMPLITUDE



UPTO [23']
7M



AN UNRIVALLED COMPACTNESS/LIFTING CAPACITY RATIO:

The unique architecture of the new 15MC makes this powerful and precise handling machine capable of lifting up to 6.5 tons to 3 meters and 360°!

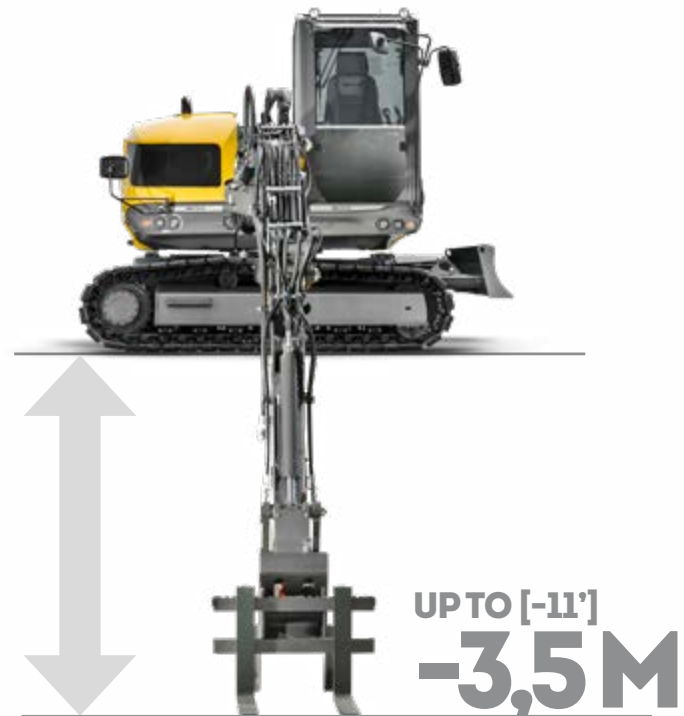


360°



AMPLITUDE

Equipped with a loader bucket or with pallet forks, the 15MC allows for an unusual range of amplitude whether up when loading a truck or down when offloading pallets.





PERFORMANCE

FROM VERSATILITY TO AUTONOMY

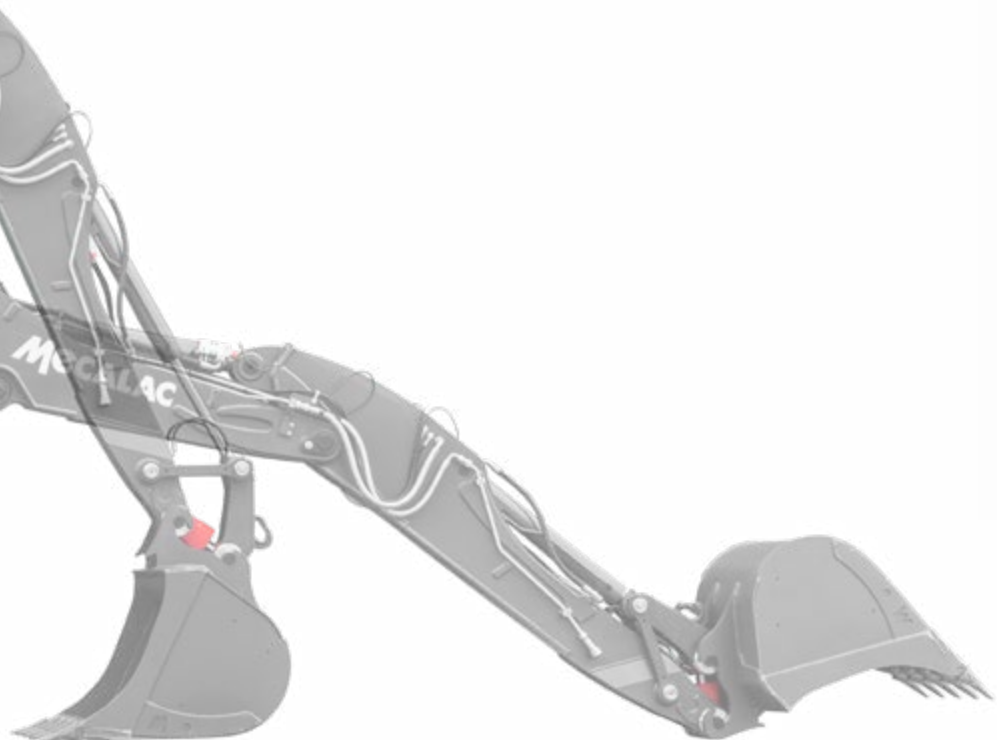
**EXPERTISE IS BORN OF EXPERIENCE.
OURS IS BASED ON THE STRONG
CONCEPT THAT PROFITABILITY
CANNOT BE CONSIDERED WITHOUT
SIMPLICITY OF USE, COUPLED WITH
VERSATILITY IN FUNCTIONS.**

Developed from the start as a versatile machine, the 15MC offers a wide range of options and accessories. The tracked excavator is put into service for the autonomy of our customers by offering them great visibility and optimal mobility on each of their work sites. No matter what industry they are in, whatever country they call their home or whatever their corporate culture is.



LARGE DIGGING AMPLITUDE

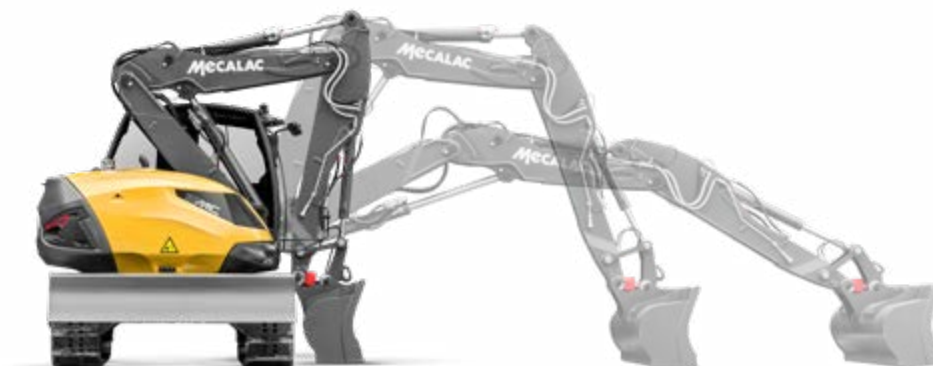




**UNIQUE
OVERLOADING
HEIGHT**



STATIC LOADING





SERVICES

PERFORMANCE, PROFITABILITY, LONGEVITY

DISCOVER OUR SERVICES

MECALAC PREMIUM LUBRICANTS

Premium lubricants to get the best out of your machines:

- Extended machine life
- Extended warranty and extended oil change intervals
- All-weather efficiency



MY MECALAC CONNECTED SERVICES

To optimise the use of its machines, MECALAC offers a range of telematics services:

- Remote fleet management
- Access to all machine usage data of the machines
- Limited machine downtime thanks to preventive maintenance





MECALAC GENUINE PARTS

Only genuine MECALAC parts ensure optimum service life and maximum performance:

- Certified genuine parts
- Maintenance kits
- Extended warranty



MECALAC TRAINING

Make full use of the full potential of your Mecalac machines:

- Efficient use
- Individual coaching
- Intensive practice



MECALAC FINANCIAL SOLUTIONS

A complete range of financial products and associated services to meet your specific needs:

- Machine purchase
- Machine rental
- Competitive rates



WARRANTY EXTENSIONS

Our solutions are well-adapted to your needs to maximise the life of your machines:

- Customised contracts
- Peace of mind
- Controlled expenses



The list of services offered may vary depending on your country. Consult your local Mecalac dealer for details.



15MC

SET UP YOUR 15MC

The new 15MC comes standard equipped with a number of features, while at the same time remaining attentive to the specifications required by various types of customers: landscape and earthwork contractors, public works' professionals, municipal authorities, etc. So, from the color scheme to the type of tracks, booms or seats, not to mention the various attachments, buckets and hydraulic tools which can be used, there are many different ways to tailor your new 15MC to your brand and business.

CUSTOM COLORS

You wish to get your MWR with your brand colors?
Customize your Mecalac with your own RAL color codes.

Color examples



TRACKS

500 mm (1'8") steel tracks (standard)
600 mm (2') steel tracks
Roadliner tracks 500 mm (1'8") - BRIDGESTONE Geogrip
Roadliner tracks 500 mm (1'8") - ASTRAK Duraline Plus

Standard and optional equipment may vary.
Consult your Mecalac dealer for details.



CAB - COMFORT AND SAFETY

Overload warning alarm
Air conditioning (standard)
Rotating beacon
LED rotating beacon
Travel alarm (standard)
White noise type adaptative travel alarm
Additional front working light, LED
Rear working light, LED
Cabin sun visor
Heated penumatic seat
Switch command ISO / SAE
Telematics systems predisposition

FRAME

Blade for 500 mm (1'8") tracks (standard)
Blade for 600 (2') mm tracks

HEAVY COUNTERWEIGHT +450 KG (992 LB)

ENGINE

Diesel Particulate Filter, DPF (standard in Europe)
Automatic engine idle shutdown
Electric diesel refueling pump with automatic stop
Anti-theft device - electronic immobilizer with 6 keys

AUXILIARY LINES

Additional auxiliary line
Additional proportional auxiliary line
Auxiliary line (deviation of bucket cilinder)
Hammer return line

ANTIDROP SAFETY VALVES

2 safety valves on adjustable boom (standard)
Safety valves on boom, adjustable boom, dipperstick
Safety valves on boom, adjustable boom, dipperstick, bucket

QUICK COUPLER

Mecalac CONNECT hydraulic quick coupler - without hook (standard)
Mecalac CONNECT hydraulic quick coupler - with hook
Device for the Direct Coupling of tools on dipperstick ("pin-on") with pins, in-cab switch and hydraulic lines for quick couplers

BOOM AND STICK

Mecalac versatile boom
Two-piece boom (standard)
Offset two-piece boom

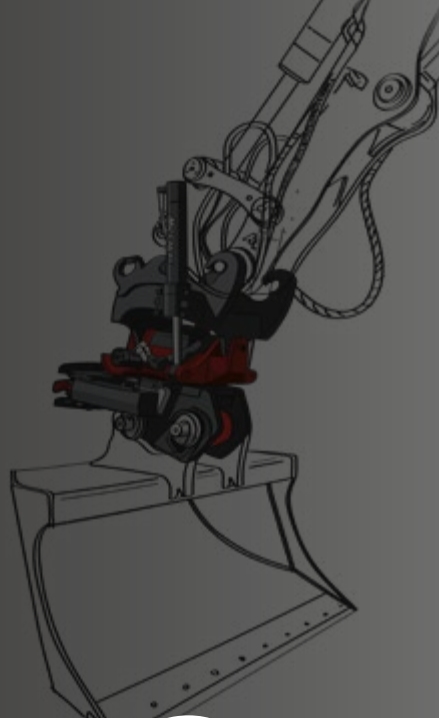
LUBRICATION

Standard manual greasing: single point for turret and first boom (standard)
Centralized, manual lubrication for turret and boom/stick (except pins between connecting rod and quick coupling system)
Centralized, automatic lubrication for turret and boom/stick

OIL CHOICES

Hydraulic oil Total (ISO 46) (standard)
Hydraulic oil Panolin (HLP 46)
Hydraulic organic oil Total (BIOHYDRAN TMP 46)
Hydraulic oil for cold weather (ISO 32)
Hydraulic oil for hot weather (ISO 68)
Hydraulic oil for very hot weather (ISO 100)





ACCES- SORIES MECALAC EXCLUSIVE

DIGGING BUCKETS

TYPE	WIDTH mm (in)	number of teeth	VOLUME l (yd³)	WEIGHT kg (lb)
DIGGING BUCKET with teeth	450 (1'6")	3	235 (0.31)	319 (700)
	500 (1'8")	3	270 (0.35)	331 (730)
	600 (2')	3	335 (0.44)	358 (790)
	850 (2'9")	4	515 (0.67)	434 (960)
	1000 (3'3")	4	625 (0.82)	485 (1070)
	1200 (3'11")	5	770 (1)	551 (1215)
DIGGING BUCKET without teeth	450 (1'6")	-	235 (0.31)	295 (650)
	500 (1'8")	-	270 (0.35)	306 (675)
	600 (2')	-	335 (0.44)	333 (735)
	850 (2'9")	-	515 (0.67)	401 (885)
	1000 (3'3")	-	625 (0.82)	452 (1,000)
	1200 (3'11")	-	770 (1)	510 (1,125)

NARROW BUCKET

TYPE	WIDTH mm (in)	number of teeth	VOLUME l (yd³)	WEIGHT kg (lb)
NARROW BUCKET	300 (1')	2	95 (0.12)	275 (610)

MECALAC MR60 TILTROTATOR

TYPE	Specifications	PIN to PIN HEIGHT mm (ft in)	ROTATION TORQUE Nm (lbf.ft)	WEIGHT kg (lb) 1xCONNECT
MR60 TILTROTATOR no grab	Twin CONNECT configuration, 2x 40° 2 low-flow auxiliary functions	686 (2'3")	8200 (6,050)	574 (1,270)
MR60 TILTROTATOR with grab module	Twin CONNECT configuration, 2x 40° 1 low-flow auxiliary function	686 (2'3")	8200 (6,050)	683 (1,510)

MECALAC TILTROTATOR DEDICATED GRADING BUCKET

TYPE	Specifications	WIDTH mm (ft in)	VOLUME l (yd³)	WEIGHT kg (lb)
GRADING BUCKET FOR TILTROTATOR MR60	Dedicated bucket for finishing works	1500 (4'11")	570 (0.75)	455 (1005)
BOLTED COUNTERBLADE FOR GRADING BUCKET	borehole center-to-center distance 152.4 mm (6 in)	1500 (4'11")	-	43 (95)



LOADER BUCKETS

TYPE	WIDTH mm (in)	number of teeth	VOLUME l (yd³)	WEIGHT kg (lb)
LOADER BUCKETS with teeth	2520 (8'3")	7	1000 (1.31)	614 (1,355)
LOADER BUCKETS without teeth	2520 (8'3")	-	1000 (1.31)	591 (1,300)

4X1 BUCKETS

TYPE	WIDTH mm (in)	number of teeth	VOLUME l (yd³)	WEIGHT kg (lb)
4X1 BUCKET with teeth	2520 (8'3")	7	750 (0.98)	792 (1,746)
PROTECTION 4X1 BUCKET with teeth		-	-	14 (30)
4X1 BUCKET without teeth	2520 (8'3")	-	750 (0.98)	769 (1,695)
PROTECTION 4X1 BUCKET without teeth		-	-	5 (11)
BOLTED COUNTERBLADE – 7 boreholes - center-to-center borehole distance 380 mm (1'25")	2520 (8'3")	-	-	71 (160)
KIT DE RACCORDEMENT	-	-	-	8 (18)

PALLET FORK

TYPE	Specifications	WEIGHT kg (lb)
PALLET FORK	to be used with 4 safety valves	410 (905)
KIT - Blade-mounted Pallet fork		8 (17.6)

DITCHING BUCKET

TYPE	Specifications	WIDTH mm (in)	VOLUME l (yd³)	WEIGHT kg (lb)
DITCHING BUCKET 1 COUPLING		2000 (6'7")	590 (0.77)	509 (1,120)
BOLTED COUNTER BLADE - Jagged	borehole center-to-center distance 185 mm (0'61")	2000 (6'7")	-	38 (85)
BOLTED COUNTER BLADE	borehole center-to-center distance 185 mm (0'61")	2000 (6'7")	-	57 (125)

TILT DITCH CLEANING BUCKET

TYPE	Specifications	WIDTH mm (ft in)	VOLUME l (yd³)	WEIGHT kg (lb)
TILT DITCH CLEANING BUCKET	2x Linear cylinders, 2x 45°	1800 (5'11")	516 (0.67)	725 (1,598)
BOLTED COUNTER BLADE	borehole center-to-center distance 152.4 mm (6 in)	1800 (5'11")	-	51 (112)

HANDLING PLATE

TYPE	Specifications	WEIGHT kg (lb)
HANDLING PLATE with hook	to be used with 3 safety valves	122 (270)

HANDLING JIB

TYPE	Specifications	WEIGHT kg (lb)
HANDLING JIB	length 4100 mm (13'5"), lifting capacity 500 Kg (1,100 lb) to be used with 4 safety valves	177 (390)

CLAMSHELL BUCKET SUPPORT

TYPE	Specifications	WEIGHT kg (lb)
CLAMSHELL BUCKET SUPPORT	-	124 (275)

RIPPER TOOTH

TYPE	WEIGHT kg (lb)
RIPPER TOOTH	293 (650)

HAMMER PLATE

TYPE	Specifications	WEIGHT kg (lb)
HAMMER PLATE no boreholes	-	139 (305)
HAMMER PLATE with boreholes	contact your dealer	136 (300)

Mecalac recommends using appropriate attachments to maximize the value customers receive from our products. Use of attachments, including buckets, which are outside of Mecalac's recommendations or specifications for weight, dimensions, flows, pressures, etc. may result in less-than-optimal performance, including but not limited to reductions in production, stability, reliability, and component durability.

TECHNICAL DATA

WEIGHT	DATA
In running order, with blade, with 75 kg operator, fuel tank full, 500 mm steel tracks, without optional equipment, with digging bucket 1000 mm	14780 Kg (32,584 lb)
In running order, with blade, with 75 kg operator, fuel tank full, 500 mm steel tracks, two-piece boom with offset, heavy counterweight, with digging bucket 1000 mm	15430 Kg (34,017 lb)

ENGINE	
Turbo charged engine with intercooler, EGR valve, catalytic converter (DOC) and Selective Catalytic Reduction (SCR) systems, complying with emissions standards	EU Stage V U.S. EPA Tier 4 Final*
Diesel 4 in-line cylinders	DEUTZ TCD 3.6 L4
Horsepower (DIN 70020) and Engine speed	100 kW (136 hp) 100 kW (134 imperial hp) at 2300 rpm
Max. torque	500 N.m at 1600 rpm (370 ft.lbf at 1600 rpm)
Cubic capacity	3621 cm ³ (221 in ³)
Cooling	water
Air filterdry, cartridge (with clogging indicator in the cabin)	•
Fuel consumption (depending on operating conditions)	8 at 14 l/h
Sound power level (LWA)	99 dB(A)
Fuel tank capacity	150 l

ELECTRICAL SYSTEM	
Voltage	12 V
Batteries	1 x 95 Ah/800 A
Alternator	120 A
Starter	4 kW
Electric sockets sealed	•

CHÂSSIS	
Central X chassis, crawler, travelling driven by two 2 speed (3 km/h and 6 km/h) travel motors with automatic brakes	•
Idle block with tension adjustment through greasing point, greased track links, front track guide, chassis lower protection	•

TRANSMISSION	
Open-circuit hydrostatic transmission	•
Max. traction force	11750 daN (26,400 lbf)

TURRET	DATA
Full rotation 360°	•
Driven by internal crown slewing wheel	•
Swivel with hydraulic motor with brake	•
Rotation speed	10 rpm
Rotation torque	3800 daNm (28,000 ft.lbf)
Hydraulic engine	1260 cm ³ (77 in ³)
Max. pressure	260 bar (3,800 psi)
Shock absorber for progressive turret rotation, start and stop anks, capacity	•

CAB	
Extremely comfortable panoramic cab without frame on the rear left side	ROPS and FOPS
Monocoque cab fastened to 4 spring posts	•
Front windshield partially or fully removable	under the cab roof
Sliding door	•
Opening door window	•
Position adjustable, seat adapts to the shape of the operator	seat adjustable in both height and width with seatbelt
Controls integrated into consoles located on either side of the seat and adjustable relative to the seat	•
Water heating system compliant with ISO 10263	high flow fan, high capacity for demisting and defrosting
Air conditioning	•
Controls assisted by ergonomic, proportional control levers	•
7" color SCREEN combining safety and monitoring information of the machine functions	•
Fuel levels and coolant temperature indicated on the dashboard	•
Front working light, LED	•
Rear storage area	refrigerated

BOOM AND STICK	
Mecalac variable range kinematics consisting of 4 parts: boom, adjustable boom, offset boom and dipperstick	enabling a angle of 140°
Standard right and left offset with a hydraulic cylinder	2.30 m (7ft 7in)/machine axis (with multipurpose Mecalac equipment)
End bearings equipped with sealing rings and greasing via the rings	•
CONNECT quick coupler	•

*Depending on your Local Legislation - Environmental Protection Agency (EPA)

TECHNICAL DATA

HYDRAULIC SYSTEM	DATA
Variable displacement pump	maximum 130 cm ³ (max. 8 in ³)
Maximum flow rate	270 l/min
Maximum working pressure	350 bar (5,080 psi)
Proportional Load Sensing with individual balancing of each element: boom, adjustable boom, dipper stick, bucket and ancillary	•
Proportionality of functions always achieved irrespective of the pressure level of each element: "flow sharing"	•
Anti-cavitation overpressure relief valve in each element	•
Hydraulically-assisted proportional function controls using joystick or foot pedals supplied at low pressure with emergency accumulator	•
Associated functions controlled by solenoid-operated valves	•
Auxiliary circuit, high flow (work tools)	standard
- Max. flow rate	180 l
- Adjustable flow rate to the monitor	•
- Proportional function	•
Hydraulic oil	122 l
Hydraulic circuit capacity	240 l

OPERATING MODES

STANBY MODE

- Deactivation of the engine speed control
- Set engine rpm into idle
- Lock hydraulic and electrical controls
- Screen display in Economy Mode

ECO MODE

- Engine speed and power curves optimized for the best compromise between performance and fuel consumption.
- Turret rotation and dipperstick control with the left control lever
- Bucket and intermediate boom or boom control with the right control lever
- Operating the excavator in ISO mode
- Immediate use of auto-idle function
- Screen display in Working Mode

POWER MODE

- Use of the engine full power
- Turret rotation and dipperstick control with the left control lever
- Bucket and intermediate boom or boom control with the right control lever
- Operating the excavator in ISO mode
- Immediate use of auto-idle function
- Screen display in Working Model

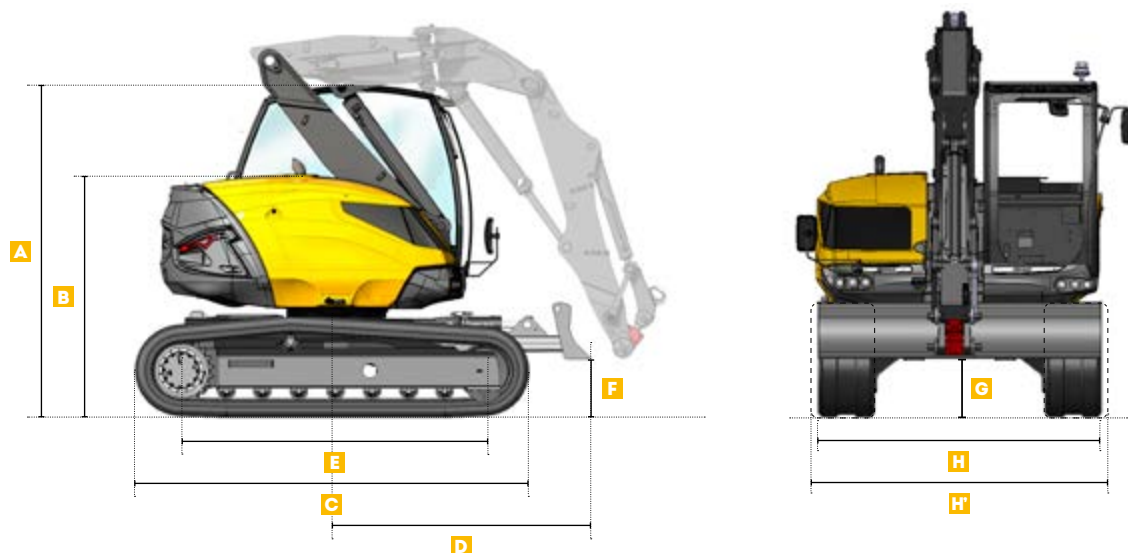
NOTE

METRIC MEASUREMENTS ARE THE CRITICAL VALUES

- 1 Litre = 0.26417 US Liquid Gallons
- 1 Litre = 0.21997 Imperial Liquid Gallons

TECHNICAL DATA

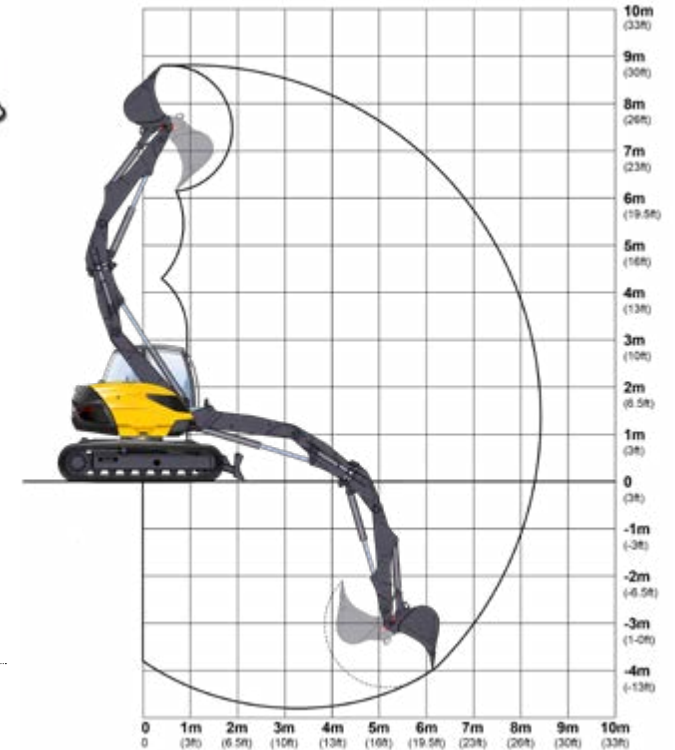

COMMON TO ALL BOOM KINEMATICS



MACHINE DIMENSIONS		COMMON TO ALL BOOM KINEMATICS	
A	Cab height (without boom height)		2940 mm (9'8")
B	Hood top height		2140 mm (7')
C	Overall length of tracks		3410 mm (11'2")
D	Overhang of lower frame on blade side		2265 mm (7'5")
E	Distance between tumblers		2700 mm (8'10")
F	Height under blade raised		500 mm (1'8")
G	Ground clearance under frame		485 mm (1'7")
H	Width with 500 mm tracks		2500 mm (8'2")
H'	Width with 600 mm tracks		2600 mm (8'6")

TECHNICAL DATA

MECALAC VERSATILE BOOM



MACHINE DIMENSIONS		MECALAC VERSATILE BOOM
I	Overall length with boom and stick	4640 mm (15'3")
J	Overall height of structures	3480 mm (11'5")
K	Height in swing position	5711 mm (18'9")
L	Tail swing radius	1570 mm (5'2")
M	Minimal front radius	1845 mm (6')

LIFTING FORCE WITH LOADING HOOK - WITH BLADE ON GROUND

All the weights are given in kg (lb).

	FRONT	SIDE	FRONT	SIDE	FRONT	SIDE
	3M(9'10")		4.5M(14'9")		6M(19'8")	
3M(9'10")	8000 (17,640)	8000 (17,640)	6600 (14,550)	4400 (9,700)	4600 (10,140)	2200 (4,850)
0M	8000 (17,640)	8000 (17,640)	8000 (17,640)	3400 (7,500)	5200 (11,460)	2000 (4,400)
-1.5M(4'11")	8000 (17,640)	8000 (17,640)	8000 (17,640)	3300 (7,280)	3900 (8,600)	1900 (4,190)

PERFORMANCE DIGGING BUCKET

Break-out force	8170 daN (18,370 lbf)
Penetration/Tear-out force	5500 daN (12,360 lbf)
Maximum reach	8300 mm (27'3")
Maximum digging depth	4730 mm (15'6")

LIFTING FORCE WITH LOADING HOOK - WITH BLADE RAISED

All the weights are given in kg (lb).

	FRONT	SIDE	FRONT	SIDE	FRONT	SIDE
	3M(9'10")		4.5M(14'9")		6M(19'8")	
3M(9'10")	8000 (17,640)	6500 (14,330)	4600 (10,140)	3400 (7,500)	2400 (5,290)	1700 (3,750)
0M	8000 (17,640)	6000 (13,230)	3700 (8,160)	2600 (5,730)	2200 (4,850)	1500 (3,300)
-1.5M(4'11")	8000 (17,640)	4500 (9,920)	3700 (8,160)	2300 (5,070)	2100 (4,630)	1400 (3,090)

WORKING CONDITIONS AT LIFTING HOOK

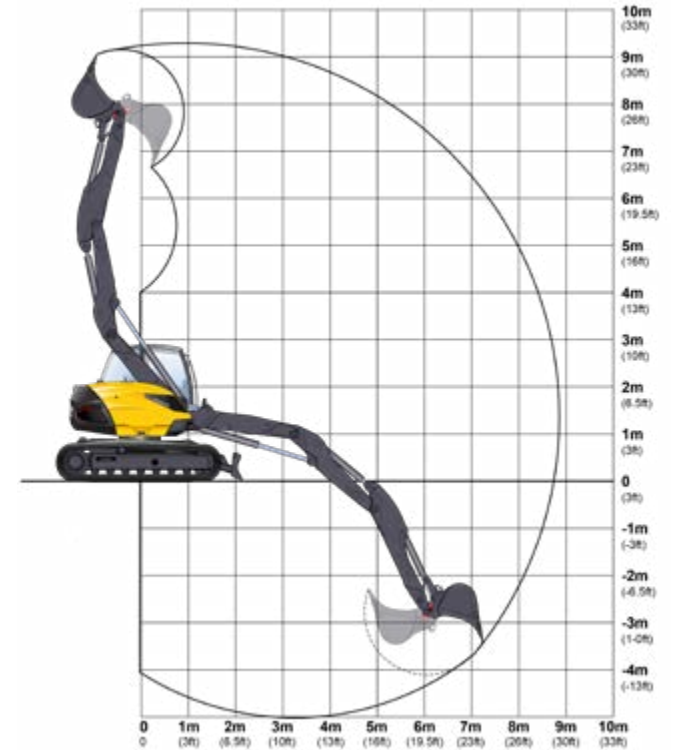
- On horizontal, compact ground
- Equipment used without offset
- Without tools (bucket, shovel...) with handling plate and loading hook of 8 T
- 75% of the tipping load or 87% of the hydraulic capacity
- Maximum values determined for optimal position of boom and cylinders



All elements added to the end of the dipperstick must be taken into consideration when measuring the real lifting capacities in kg (lbs), particularly their positions and weights

TECHNICAL DATA

TWO-PIECE BOOM



MACHINE DIMENSIONS		TWO-PIECE BOOM
I	Overall length with boom and stick	4640 mm (15'3")
J	Overall height of structures	3550 mm (11'8")
K	Height in swing position	5950 mm (19'6")
L	Tail swing radius	1570 mm (5'2")
M	Minimal front radius	1420 mm (4'8")

LIFTING FORCE WITH LOADING HOOK - WITH BLADE ON GROUND

TAll the weights are given in kg (lb).

	FRONT	SIDE	FRONT	SIDE	FRONT	SIDE	FRONT	SIDE
	3M(9'10")	4.5M(14'9")	4.5M(14'9")	6M(19'8")	6M(19'8")	7.5M(24'7")	7.5M(24'7")	7.5M(24'7")
3M(9'10")	8000 (17,640)	8000 (17,640)	6500 (14,330)	4400 (9,700)	4600 (10,140)	2300 (5,070)	3300 (7,280)	1400 (3,090)
0M	8000 (17,640)	8000 (17,640)	8000 (17,640)	3500 (7,720)	5400 (11,900)	2000 (4,400)	2800 (6,170)	1300 (2,870)
-1.5M(4'11")	8000 (17,640)	8000 (17,640)	8000 (17,640)	3200 (7,060)	4100 (9,040)	1900 (4,190)	-	-

PERFORMANCE DIGGING BUCKET

Break-out force	8170 daN (18,370 lbf)
Penetration/Tear-out force	6200 daN (13,940 lbf)
Maximum reach	8800 mm (28'10")
Maximum digging depth	4980 mm (16'4")

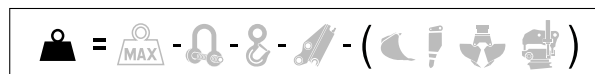
LIFTING FORCE WITH LOADING HOOK - WITH BLADE RAISED

TAll the weights are given in kg (lb).

	FRONT	SIDE	FRONT	SIDE	FRONT	SIDE	FRONT	SIDE
	3M(9'10")	4.5M(14'9")	4.5M(14'9")	6M(19'8")	6M(19'8")	7.5M(24'7")	7.5M(24'7")	7.5M(24'7")
3M(9'10")	8000 (17,640)	6600 (14,550)	4700 (10,360)	3500 (7,720)	2400 (5,290)	1700 (3,750)	1500 (3,300)	1000 (2,200)
0M	8000 (17,640)	6000 (13,230)	3800 (8,380)	2700 (5,950)	2200 (4,850)	1500 (3,300)	1400 (3,090)	900 (1,980)
-1.5M(4'11")	8000 (17,640)	4700 (10,360)	3600 (7,940)	2400 (5,290)	2100 (4,630)	1400 (3,090)	-	-

WORKING CONDITIONS AT LIFTING HOOK

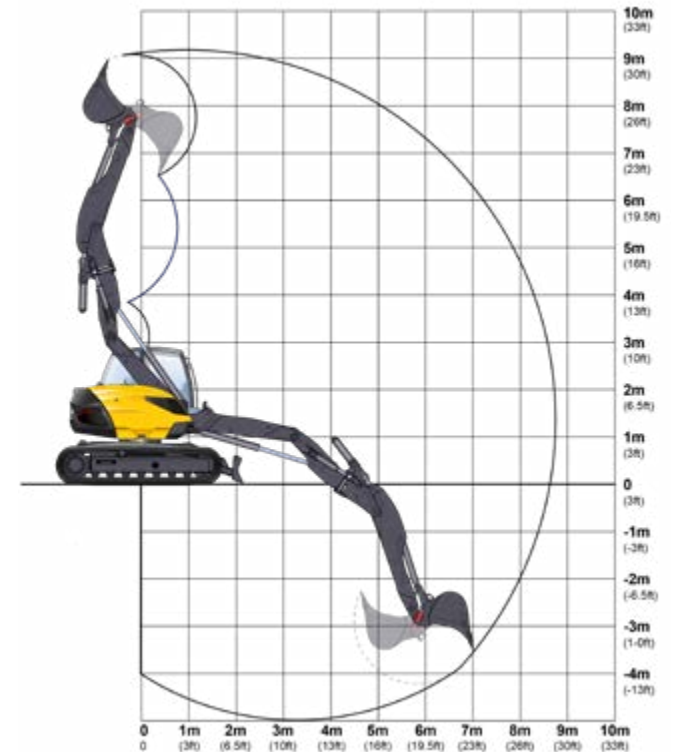


- On horizontal, compact ground
- Equipment used without offset
- Without tools (bucket, shovel...) with handling plate and loading hook of 8 T
- 75% of the tipping load or 87% of the hydraulic capacity
- Maximum values determined for optimal position of boom and cylinders



All elements added to the end of the dipperstick must be taken into consideration when measuring the real lifting capacities in kg (lbs), particularly their positions and weights

TECHNICAL DATA

OFFSET TWO-PIECE BOOM



MACHINE DIMENSIONS		OFFSET TWO-PIECE BOOM	
I	Overall length with boom and stick	4640 mm (15'3")	
J	Overall height of structures	3550 mm (11'8")	
K	Height in swing position	5950 mm (19'6")	
L	Tail swing radius	1570 mm (5'2")	
M	Minimal front radius	1420 mm (4'8")	

LIFTING FORCE WITH LOADING HOOK - WITH BLADE ON GROUND

TAll the weights are given in kg (lb).

	FRONT	SIDE	FRONT	SIDE	FRONT	SIDE	FRONT	SIDE
	3M(9'10")		4.5M(14'9")		6M(19'8")		7.5M(24'7")	
3M(9'10")	8000 (17,640)	8000 (17,640)	6400 (14,110)	4400 (9,700)	4500 (9,920)	2500 (5,510)	2900 (6,390)	1300 (2,870)
0M	8000 (17,640)	8000 (17,640)	8000 (17,640)	3400 (7,500)	5200 (11,460)	1900 (4,190)	2700 (5,950)	1200 (2,650)
-1.5M(4'11")	8000 (17,640)	8000 (17,640)	8000 (17,640)	3000 (6,600)	4000 (8,820)	1800 (3,970)	-	-

PERFORMANCE DIGGING BUCKET	
Break-out force	8170 daN (18,370 lbf)
Penetration/Tear-out force	6200 daN (13,940 lbf)
Maximum reach	8700 mm (28'7")
Maximum digging depth	4880 mm (16')

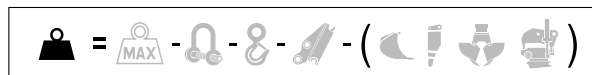
LIFTING FORCE WITH LOADING HOOK - WITH BLADE RAISED

TAll the weights are given in kg (lb).

	FRONT	SIDE	FRONT	SIDE	FRONT	SIDE	FRONT	SIDE
	3M(9'10")		4.5M(14'9")		6M(19'8")		7.5M(24'7")	
3M(9 ft)	8000 (17,640)	6500 (14,330)	4700 (10,360)	3400 (7,500)	2500 (5,510)	1700 (3,750)	1400 (3,090)	900 (1,980)
0M	8000 (17,640)	5900 (13,000)	3600 (7,940)	2500 (5,510)	2100 (4,630)	1400 (3,090)	1300 (2,870)	800 (1,760)
-1.5M(4 ft)	8000 (17,640)	4400 (9,700)	3400 (7,500)	2200 (4,850)	2000 (4,400)	1300 (2,870)	-	-

WORKING CONDITIONS AT LIFTING HOOK

- On horizontal, compact ground
- Equipment used without offset
- Without tools (bucket, shovel...) with handling plate and loading hook of 8 T
- 75% of the tipping load or 87% of the hydraulic capacity
- Maximum values determined for optimal position of boom and cylinders



All elements added to the end of the dipperstick must be taken into consideration when measuring the real lifting capacities in kg (lbs), particularly their positions and weights

GROUPE MECALAC S.A.S.

2, avenue du Pré de Challes
Parc des Glaisins – CS 20130
Annecy-le-Vieux
FR - 74941 Annecy Cedex
Tel: +33 (0)4 50 64 01 63

WWW.MECALAC.COM

MECALAC NORTH AMERICA LLC

282 Dedham Street, Unit 5
Norfolk, MA 02056
UNITED STATES
Phone: 508-921-3076



Documents and specifications subject to change without notice. Photos are not contractually binding. Machines shown in photos may have equipment additional to or different from what is locally available. To find out the options available in your region, please contact your MECALAC dealer.
2022 MECALAC®. All rights reserved.

MK304/EN-10/22 15MC **Design** Les Alchimistes **Photo credits** Séraphore - Istockphoto - Fotolia **Non-binding document**