

**MecALAC**  
MCL  
SERIES



**MCL**  
SERIES **MecALAC**





**COMPACTNESS**



**VERSATILITY**



**PERFORMANCE**

*Switch to*  
**MULTIFUNC-  
TIONALITY**



**MCL2**



**MCL4**  
**MCL4+**



**MCL6**


**MCL6+**

Short Boom



**MCL8**



- A** Powerful and reliable turbo diesel engine with up to 36 kW (49 hp) which complies with EU Stage V / U.S. EPA Tier 4 Final exhaust emission standards
- B** Hydrostatic 4-wheel drive transmission with wheel motors (MCL2) or gearbox and transmission shaft (MCL4-MCL6-MCL8)
- C** Articulated and oscillating chassis ensures excellent maneuverability and off-road capability
- D** Working hydraulic system with up to 30 lpm (7.9 gpm) (MCL2-MCL4) or up to 50 lpm (13.2 gpm) (MCL6-MCL8) for optimal attachment performance
- E** Two different booms to meet customers' needs
  - Long boom with higher dumping height
  - Short boom with higher tipping load
-  Optional MyMecalac telematics to maximise the use of your machines thanks to optimized and accessible machine data, reduced downtimes, and better fleet management

- F** All machines come with a large and comfortable canopy version. A cabin version is also available
- G** The optional air conditioning is available for the MCL6-MCL8 to provide great thermal comfort
- H** Maximum travelling comfort thanks to the articulation joint
- I** Canopy and cabin with flexible four isolating point mounts to reduce vibration and noise for maximum driver comfort and minimum noise level
- J** Extensive range of quick couplers for different attachment systems





# EASE OF USE PERFORMANCE

- K** Easy and safe access from both sides, comfortable self-cleaning steps and well positioned handrails
- L** Cast iron rear counterweight protection
- M** Low and straight access to enter and leave the machine comfortably and safely
- N** Easy access to all relevant parts for the daily maintenance
- O** 1 LED working light as standard on the boom (or 2 optional LED lights). Up to 2 front and 2 rear optional LED working lights on canopy / cabin





**MCL** SERIES

# OPERATOR ENVIRONMENT

Space and comfort





**MCL6**







## COMFORT AND CONVENIENCE

# TRULY MULTIFUNCTIONAL

## UNMATCHED CONTROL FOR EVERY TASK

Our multifunctional MCL loaders are engineered for excellence, proposing a wide array of operational features, many of which are standard! Discover the ease of use with our modern and ergonomic side console, thoughtfully designed to put all controls within easy reach.



## REAL COMFORT

Compact equipment does not have to translate into a compact cab! Take a seat in one of the most spacious cabs with two plain doors, offering you more hand room, more leg room and more storage space than ever. Enjoy rough rides thanks to full suspension on four rubber mounts. Benefit from the newly designed sound and climate insulation, as well as excellent all-around visibility.

### FUNCTIONS

- |   |   |
|---|---|
| <b>1 All in one multifunction joystick</b>          | Incorporates ; F/N/R transmission control, slider for proportional auxiliary function control, gear selection, differential lock, continuous auxiliary flo , float position activation and more |
| <b>2 Speed control and hand throttle</b>            | To operate hydraulic attachments at correct speed, independent from the engine rpm  |
| <b>3 2<sup>nd</sup> and rear hydraulic circuit</b>  | For complex tools like snow equipment an additional hydraulic line in the front and the rear is available as option   |
| <b>4 Electric auxiliary control, front and rear</b> | This allows you to operate three different functions of a front and of a rear attachment (optionnal)  |
| <b>5 12V socket</b>                                 | To power attachment control units   |
| <b>6 USB charger</b>                                | To power mobile phone apps  |
| <b>7 Adjustable armrest</b>                         | In height and inclination   |

Integrated cup holder, lockable storage box and many more...





## COMFORT AND CONVENIENCE


# FOLDABLE CANOPY

### THE NEW MCL FOLDING CANOPY HAS VARIOUS BENEFITS:

**SAFETY:** The ROPS/FOPS certified arch meets ISO 3471 et EN 23164 safety standards, while the side gates provide extra protection.

**EASE OF USE:** The canopy folds easily in just a few seconds thanks to an ingenious system of pins and latches.

**OPTIMAL COMPACTNESS:** Thanks to the folding canopy, the height of the machine is considerably reduced, making it easy to pass under porches or doors with limited height.



#### FASE 1



#### FASE 2



#### FASE 3







WATCH THE VIDEO





LOW WEIGHT, HIGH PERFORMANCES

# FEATURES

## M-DRIVE

The M-Drive is the dissociation between engine speed and travel speed. The engine speed can be controlled independently of travel speed, allowing power and hydraulic flow to be adapted to suit site conditions.

When activated, it gives the priority to the auxiliary system, which controls the tool and allows its use with high performance at a very low speed. It turns the machine into a real tool carrier.



## SPEED CONTROL

With the speed control switch button, you can set the maximum travel speed you need from 1 to max speed.

## RIDE CONTROL AND BUCKET FLOAT FUNCTION

The Ride Control system provides suspension to the loader, minimizing bouncing on uneven grounds for enhanced comfort and stability during travel, eliminating also the risk of material spillage and reducing wear and tear of the machine.

The bucket float function allows the loader bucket to move freely along the ground surface without the operator actively controlling the lift arms. When the bucket float is engaged, this function allows the bucket to follow the contours of the ground, which is particularly useful when grading or leveling for instance.



RIDE CONTROL

WITHOUT  
RIDE CONTROL

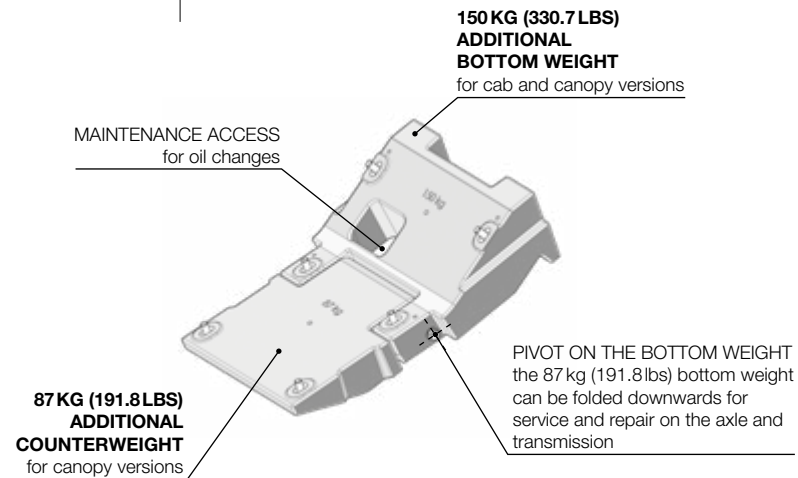




## LOW WEIGHT, HIGH PERFORMANCES

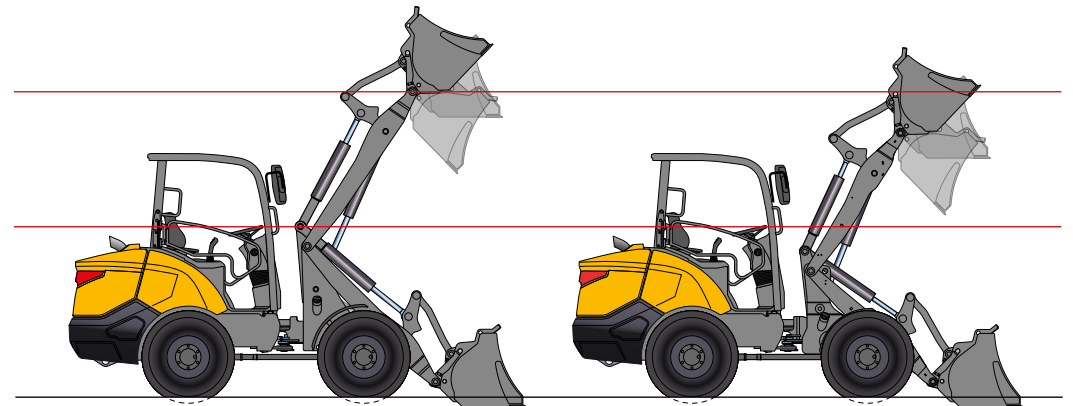
### HEAVY COUNTERWEIGHT

Mecalac has also developed new heavy counterweights to enhance the payload and tipping load and make our MCL4, MCL4+, MCL6 and MCL6+ even more efficient. These counterweights of 150 kg (330.7 lbs) for the cab version and 150 kg + 87 kg (330.7 lbs + 191.8 lbs) for the canopy version are fixed to the bottom of the machine with 4 and 6 screws and placed strategically so the easy maintenance isn't affected by them. Also allows for retrofits



### SHORT BOOM

The short boom has been designed for industries that need to carry heavy loads or dense materials such as material handling or in construction. The strong shortened arm provides extra lifting capacity and allows the machine to carry up to 2170 kg (4,784 lbs) (depending on the configuration)





**MCL** SERIES

# INDUSTRIES

Always the right solution  
for your business













VERSATILITY

# FARMING

## HIGHLY ADAPTABLE

Thanks to its small, well thought-out size and compactness, the MCL can work effectively in any narrow space. Its hydraulic performance allows for working with high added-value tools for the agricultural sector, and its versatility makes it highly profitable.

The long boom will be your best ally for all agricultural tasks. You will get extra reach and move materials more efficiently, anywhere you want; stacking high piles of hay and handling fodder will be easier than ever. Dedicated work tools are naturally available, like grapple buckets, ideal for cleaning stables.











## VERSATILITY

# OTHER INDUSTRIES

**Construction:** the short boom is particularly suited for handling dense materials and will enable you to lift heavy loads. The kinematics will allow you to handle forks safely while the high capacity bucket will move large volumes at each pass.

**Landscaping:** the boom kinematics will let you handle complex objects such as trees very easily, while the wide bucket will help leveling grounds efficiently. The powerful hydraulic system enables for using the most demanding tools such as mowers. Coupled with the M-Drive function you'll get extreme precision.

**Municipalities:** A wide range of work tools will help you transform your machine into a

powerful tool carrier. Thanks to its hydraulic performance, you'll be able to clean up roads with a sweeper, mow roadsides with extreme precision with a mower and even clear snow from the roads with a snow blade. And there's more...

**Asphalt work:** Use the standard bucket or the multifunctional hydraulic bucket to handle asphalt, spread it regularly, level grounds and clear roads.

**Material handling:** You're bound to find the bucket you need in our wide range of accessories, for transporting all kinds of materials of different densities.





## SERVICES

# PERFORMANCE, PROFITABILITY, LONGEVITY

## DISCOVER OUR SERVICES

### MECALAC PREMIUM LUBRICANTS

Premium lubricants to get the best out of your machines:

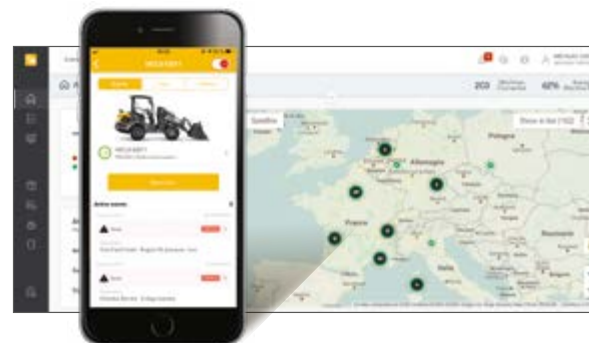
- Extended machine life
- Extended warranty and extended oil change intervals
- All-weather efficiency



### MY MECALAC CONNECTED SERVICES

To optimise the use of its machines, MECALAC offers a range of telematics services:

- Remote fleet management
- Access to all machine usage data of the machines
- Limited machine downtime thanks to preventive maintenance







## MECALAC GENUINE PARTS

Only genuine MECALAC parts ensure optimum service life and maximum performance:

- Certified genuine part
- Maintenance kits
- Extended warranty



## MECALAC TRAINING

Make full use of the full potential of your Mecalac machines:

- Efficient use
- Individual coaching
- Intensive practice



## MECALAC FINANCIAL SOLUTIONS

A complete range of financial products and associated services to meet your specific needs:

- Machine purchase
- Machine rental
- Competitive rates



## WARRANTY EXTENSIONS

Our solutions are well-adapted to your needs to maximise the life of your machines:

- Customised contracts
- Peace of mind
- Controlled expenses



The list of services offered may vary depending on your country. Consult your local Mecalac dealer for details.



**MCL** SERIES

# ATTACHMENTS









Mecacore



# MCL SERIES






## ATTACHMENTS

ATTACHMENT TYPES	Capacity		Width		Weight		Teeth	MCL2	MCL4	MCL4+	MCL6	MCL6+	MCL8
	m³	yd³	mm	in	kg	lb		Recommended maximum material density in t/m³					
BUCKETS													
<div>Standard and high capacity buckets (for 4-point hydraulic coupler only)</div> 	0.43	0.56	1100	43	154	340		1.0	1.7	1.8	1.7	1.8	
	0.43	0.56	1100	43	160	353	•	1.0	1.7	1.8	1.7	1.8	
	0.46	0.60	1200	47	170	375		0.9					
	0.46	0.60	1200	47	175	386	•	0.9					
	0.50	0.65	1300	51	182	401		0.8					1.7
	0.50	0.65	1300	51	190	419	•	0.8					1.7
	0.55	0.72	1400	55	189	417			1.3	1.5	1.3	1.5	1.5
	0.55	0.72	1400	55	195	430	•		1.3	1.5	1.3	1.5	1.5
	0.58	0.76	1100	43	158	348		0.7	1.3	1.4	1.3	1.4	
	0.58	0.76	1500	59	195	430					1.2	1.4	1.4
	0.58	0.76	1500	59	200	441	•				1.2	1.4	1.4
	0.63	0.82	1200	47	160	353		0.7					
	0.69	0.90	1300	51	178	392		0.6					
	0.74	0.97	1400	55	189	417			1.0	1.1	1.0	1.1	1.1
	0.80	1.04	1500	59	194	428					0.9	1.0	1.0
<div>4x1 multi-purpose buckets (for 4-point hydraulic coupler only)</div> 	0.26	0.34	1100	43	317	699		1.4			1.8	1.8	
	0.26	0.34	1100	43	320	705	•	1.3			1.8	1.8	
	0.31	0.40	1200	47	346	763		1.1					
	0.31	0.40	1200	47	350	772	•	1.1					
	0.32	0.41	1300	51	375	827		1.0	1.8	1.8			1.8
	0.32	0.41	1300	51	380	838	•	1.0	1.8	1.8			1.8
	0.55	0.72	1400	55	405	893			1.1	1.3	1.1	1.3	1.3
	0.55	0.72	1400	55	410	904	•		1.1	1.3	1.1	1.3	1.3
	0.59	0.77	1500	59	434	957					1.0	1.2	1.2
<div>Buckets with grapple (pelican type) (for 4-point hydraulic coupler only)</div> 	0.40	0.52	1200	47	220	485		1.0	1.7	1.8	1.8	1.8	
	0.43	0.56	1300	51	230	507			1.6	1.8	1.6	1.8	1.8
	0.46	0.60	1400	55	240	529		0.8					
	0.50	0.65	1500	59	261	575							1.6
<div>Forks with grab (crocodile type) (for 4-point hydraulic coupler only)</div> 	-	-	1100	43	225	496		•	•	•	•	•	
	-	-	1300	51	241	531							•
	-	-	1400	55	249	549			•	•	•	•	•
	-	-	1500	59	264	582					•	•	•



# MCL SERIES

## ATTACHMENTS

ATTACHMENT TYPES	Data	Width		Weight		MCL2	MCL4	MCL4+	MCL6	MCL6+	MCL8
OTHER ATTACHMENTS											
	up to 2 t	1000	39	150	331	•	•	•	•	•	•
	up to 2 t	1200	47	168	370	•	•	•	•	•	•
	up to 2.5 t	1000	41	162	357	•		•	•	•	
	up to 2.5 t	1200	47	172	379			•		•	
	cut 1200 mm	1400	55	175	386	•	•	•	•	•	
	cut 1400 mm	1580	62	550	1213						•
	at 15° 1125 mm	1305	51	285	628	•					
	at 15° 1385 mm	1605	63	300	661		•	•			
	at 15° 1605 mm	1805	71	315	694				•	•	•
	70 l			120	265	•	•	•	•	•	•
	110 l			180	397	•	•	•	•	•	•
	170 l			260	573	•	•	•	•	•	•
	250 l			375	827	•	•	•	•	•	•
	Ø 270 mm / depth 630 mm			120	265	•	•	•	•	•	•
	Ø 300 mm / depth 690 mm			175	386	•	•	•	•	•	•

ATTACHMENT TYPES	MCL2	MCL4	MCL4+	MCL6	MCL6+	MCL8
QUICK COUPLERS						
Skid steer type, mechanical	std	std	std			
4 points, hydraulic	•	•	•	std	std	std
Euro-type	•	•	•	•	•	•
Skid steer type, hydraulic	•	•	•	•	•	•



**MCL** SERIES

# STANDARD / OPTIONNAL EQUIPMENTS



## STANDARD / OPTIONAL EQUIPMENTS

TRAVEL SPEEDS	MCL2	MCL4	MCL4+	MCL6	MCL6+	MCL8
12 km/h (7 mph) version	•					
20 km/h (12 mph) version		•	•	•	•	•
20 km/h (12 mph) with 100% differential lock				o	o	o
30 km/h (19 mph) version				o	o	o
30 km/h (19 mph) with 100% differential lock				o	o	o

MACHINE COLOR	MCL2	MCL4	MCL4+	MCL6	MCL6+	MCL8
Mecalac Color	•	•	•	•	•	•
Special Color	o	o	o	o	o	o

OPERATOR ENVIRONMENT	MCL2	MCL4	MCL4+	MCL6	MCL6+	MCL8
Canopy	•	•	•	•	•	•
Cabin with heating	o	o	o	o	o	o
Cabin with heating and air conditioning				o	o	o
ROPS side gates	o	o	o	o	o	o
Rearview mirror (interior mirror)	o	o	o	o	o	o

SEATS	MCL2	MCL4	MCL4+	MCL6	MCL6+	MCL8
Standard seat - Mechanical suspension	•	•	•	•	•	•
Heated pneumatic seat	o	o	o	o	o	o

RADIO	MCL2	MCL4	MCL4+	MCL6	MCL6+	MCL8
Radio predisposition (cabin only)	o	o	o	o	o	o
Radio (cabin only)	o	o	o	o	o	o

BOOM	MCL2	MCL4	MCL4+	MCL6	MCL6+	MCL8
Long boom	•	•		•		•
Short Boom			•		•	

STANDARD TYRES	MCL2	MCL4	MCL4+	MCL6	MCL6+	MCL8
7 x 12.00 - Agriculture profile (≈1040 mm (3'5") width	•					
10.0/75 - 17 Agri Profile (≈1100 mm (3'7") width		•	•	•	•	
11.5/80 - 15.3 - Agriculture profile (≈1236 mm (4') width)						•

FENDERS	MCL2	MCL4	MCL4+	MCL6	MCL6+	MCL8
Fenders	•	•	•	•	•	•
Wide fenders	o	o	o	o	o	o
Extra wide fenders				o	o	o

QUICK COUPLERS	MCL2	MCL4	MCL4+	MCL6	MCL6+	MCL8
Skid steer type, mechanical quick coupler	•	•	•			
4 points, hydraulic quick coupler	o	o	o	•	•	•
Euro-type quick coupler	o	o	o	o	o	o
Skid steer type, hydraulic quick coupler	o	o	o	o	o	o

AUXILIARY LINES	MCL2	MCL4	MCL4+	MCL6	MCL6+	MCL8
On / Off hydraulic for 1 <sup>st</sup> auxiliary hydraulic line	•	•	•			
Proportional hydraulic for 1 <sup>st</sup> auxiliary hydraulic line	o	o	o	•	•	•
2 <sup>nd</sup> auxiliary hydraulic line (T) - Hydraulic flat face fittings for 2 <sup>nd</sup> auxiliary hydraulic line	o	o	o	o	o	o
Rear auxiliary hydraulic line (T) - Hyradulic flat face fittings	o	o	o	o	o	o

WORKING LIGHTS	MCL2	MCL4	MCL4+	MCL6	MCL6+	MCL8
1 working light (LED) on boom	•	•	•	•	•	•
2 working lights (LED) on boom	o	o	o	o	o	o
2 front working lights (LED) on canopy / cabin	o	o	o	o	o	o
2 rear working lights (LED) on canopy / cabin	o	o	o	o	o	o

BEACON	MCL2	MCL4	MCL4+	MCL6	MCL6+	MCL8
Rotating beacon (LED)	o	o	o	o	o	o

ELECTRICAL PLUGS	MCL2	MCL4	MCL4+	MCL6	MCL6+	MCL8
3-pole front electric plug for power supply 12V/15A	o	o	o	o	o	o
7-pole front electric plug for attachment lights	o	o	o	o	o	o
7-pole rear electric plug	o	o	o	o	o	o
Harness for trailer lights and rear power	o	o	o	o	o	o
Harness for rear power 12V/15A	o	o	o	o	o	o

ROAD LIGHTS	MCL2	MCL4	MCL4+	MCL6	MCL6+	MCL8
Road lights	o	o	o	o	o	o
Road lights with homologation - Germany 20 km/h (12 mph)	o	o	o	o	o	o
Road lights with homologation - Germany 30 km/h (19 mph)				o	o	o
Road lights with homologation - Italy	o	o	o	o	o	o

TELEMATICS	MCL2	MCL4	MCL4+	MCL6	MCL6+	MCL8
Telematics	o	o	o	o	o	o

OPERATION ASSISTANCE OPTIONS	MCL2	MCL4	MCL4+	MCL6	MCL6+	MCL8
Boom float	•	•	•	•	•	•
Lockable fuel tank cap	•	•	•	•	•	•
Hand throttle (M-Drive)	o	o	o	•	•	•
Detent button for auxiliary hydraulic line	o	o	o	•	•	•
Speed limit (Speed-control)	o	o	o	•	•	•
Boom and bucket float position	o	o	o	o	o	o
Travel speed detent				o	o	o

SAFETY OPTIONS	MCL2	MCL4	MCL4+	MCL6	MCL6+	MCL8
Safety valves without ride control	o	o	o	o	o	o
Ride control without safety valves	o	o	o	o	o	o
Safety valves & ride control	o	o	o	o	o	o
Drawbar hitch	o	o	o	o	o	o
Backup alarm	o	o	o	o	o	o
Road safety kit	o	o	o	o	o	o

HYDRAULIC OILS	MCL2	MCL4	MCL4+	MCL6	MCL6+	MCL8
Standard oil VG 46	•	•	•	•	•	•
VG 46 synthetic - Panolin	o	o	o	o	o	o
Standard oil VG 68	o	o	o	o	o	o
VG 68 synthetic - Panolin	o	o	o	o	o	o
Standard oil VG 32	o	o	o	o	o	o

• Standard      o Optional

# MCL SERIES

## TECHNICAL DATA

ENGINE	MCL2	MCL4	MCL4+	MCL6	MCL6+	MCL8
Low-noise, water-cooled Perkins						
EU Stage V / U.S. EPA Tier 4 Final - Depending on your local legislation						
Engine brand	Perkins					
Type	403J-11	403J-17	403J-17	403J-E17T	403J-E17T	403J-E17T
Number of cylinders - Bore and Stroke mm	3 (Ø77x81)	3 (Ø84x100)	3 (Ø84x100)	3 (Ø84x100)	3 (Ø84x100)	3 (Ø84x100)
Engine displacement Liter (in³)	1.1 (67)	1.7 (104)	1.7 (104)	1.7 (104)	1.7 (104)	1.7 (104)
Engine cooling system	Liquid					
Net power at acc. to ISO 14396	2800 rpm 18.4 kW / 25 hp	2800 rpm 18.4 kW / 25 hp	2800 rpm 18.4 kW / 25 hp	2200 rpm 36 kW / 49 hp	2200 rpm 36 kW / 49 hp	2200 rpm 36 kW / 49 hp
Max. torque at acc. to ISO 14396 in Nm (lb.-ft.)	2100 rpm 66.8 (49)	1800 rpm 85 (63)	1800 rpm 85 (63)	1600 rpm 166 (122)	1600 rpm 166 (122)	1600 rpm 166 (122)

PERFORMANCE DATA	MCL2	MCL4	MCL4+	MCL6	MCL6+	MCL8
Boom type	Std boom	Std boom	Short boom	Std boom	Short boom	Std boom
Transport weight* (canopy, fix or folding) kg (lb)	1930 (4255)	2430 (5357)	2370 (5225)	2480 (5467)	2420 (5335)	2900 (6393)
Transport weight* (cabin) kg (lb)	2040 (4497)	2540 (5600)	2480 (5467)	2590 (5710)	2530 (5578)	3010 (6636)
Additional counterweight kg (lb):						
- canopy, fix and folding	-	240 (529)	240 (529)	240 (529)	240 (529)	-
- cabin	-	150 (331)	150 (331)	150 (331)	150 (331)	-
Bucket capacity m³ (yd³)	0.26 - 0.69 (0.34 - 0.90)	0.26 - 0.74 (0.34 - 0.97)		0.26 - 0.80 (0.34 - 1.0)		0.32 - 0.80 (0.42 - 1.0)
Oscillation angle	±10°	±10°		±10°		±10°
Articulation angle	±45°	±45°		±45°		±40°
Lifting force at ground position daN (lbf)	1242 (2792)	2025 (4552)	2025 (4552)	2025 (4552)	2025 (4552)	2517 (5658)
Breakout force daN (lbf)	1422 (3197)	2015 (4530)	2015 (4530)	2015 (4530)	2015 (4530)	2015 (4530)
Thrust force daN (lbf)	1141 (2565)	1955 (4395)		1955 (4395)		2140 (4811)
Maximum tipping load** with bucket kg (lb):						
- Standard bucket, straight	1160 (2557)	1870 (4123)	2130 (4696)	1900 (4189)	2170 (4784)	2320 (5115)
- Standard bucket, articulated	990 (2183)	1620 (3571)	1850 (4079)	1650 (3638)	1880 (4145)	2040 (4497)
Maximum tipping load** with forks (load position 500 mm of tine length):						
- Forks, straight kg (lb)	940 (2072)	1510 (3329)	1770 (3902)	1530 (3373)	1800 (3968)	1910 (4211)
- Forks, articulated (FTTL***)	800 (1764)	1310 (2888)	1530 (3373)	1330 (2932)	1560 (3439)	1670 (3682)
Rated operating load** on forks, articulated kg (lb):						
- on firm and level ground, 80% of FTTL*** acc. to EN474-3	640 (1411)	1050 (2315)	1220 (2690)	1060 (2337)	1250 (2756)	1340 (2954)
- on rough terrain, 60% of FTTL*** acc. to EN474-3	480 (1058)	790 (1742)	920 (2028)	800 (1764)	940 (2072)	1000 (2205)

\* Transport weight: Machine with standard tyres, 100% fuel, hydraulic quick coupler, fork attachment (+150kg/330.7 lbs), no operator, no additional counterweight fitted

\*\* With maximum operating weight: cabin version with additional counterweight fitted, heavy optional tyre (+70kg/154.3 lbs), 100% fuel, 75 kg (165.3 lbs) operator, hydraulic quick coupler, standard bucket (+200kg/441 lbs) or fork attachment (+150kg/330.7 lbs)

\*\*\*FTTL: Full Turn Tipping Load



# MCL SERIES

## TECHNICAL DATA

HYDRAULICS	MCL2	MCL4	MCL4+	MCL6	MCL6+	MCL8
Hydraulic pump type	Gear	Gear	Gear	Gear	Gear	Gear
Hydraulic flow - Pressure bar (psi)	207 (3000)	185 (2680)	185 (2680)	207 (3000)	207 (3000)	207 (3000)
Hydraulic flow l/min (gpm)	30 (7.9)	43 (11.4)	43 (11.4)	50 (13.2)	50 (13.2)	50 (13.2)

TANK CAPACITIES	MCL2	MCL4	MCL4+	MCL6	MCL6+	MCL8
Hydraulic oil l (gal)	24 (6.3)	24 (6.3)	24 (6.3)	50 (13.2)	50 (13.2)	50 (13.2)
Fuel tank l (gal)	30 (7.9)	50 (13.2)	35 (9.2)	50 (13.2)	35 (9.2 gal)	65 (17.2)

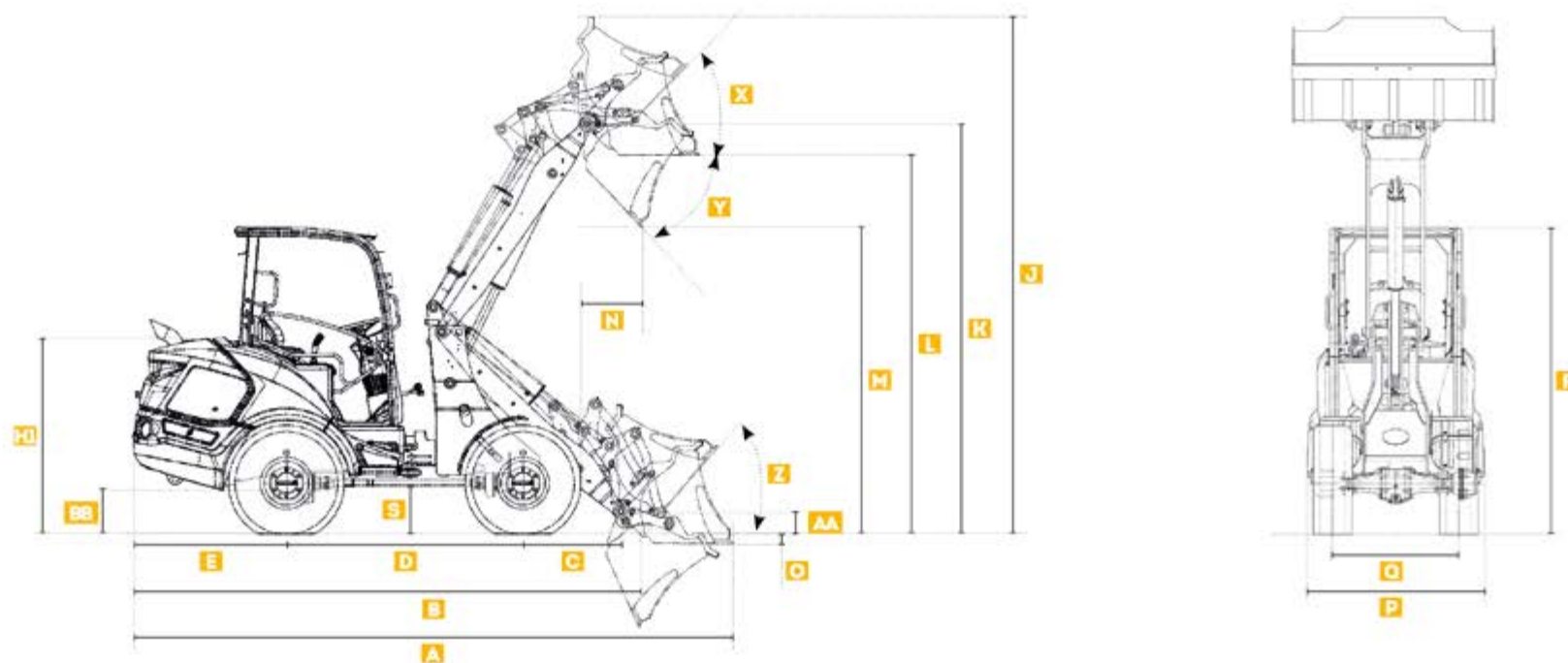
DRIVE	MCL2	MCL4	MCL4+	MCL6	MCL6+	MCL8
Transmission type	Hydrostatic with 4 wheel motors	Hydrostatic with axles	Hydrostatic with axles	Hydrostatic with axles	Hydrostatic with axles	Hydrostatic with axles
Number of gears (forward / reverse)	1	2	2	2	2	2
Differential lock	-	100% in option	100% in option	100% in option	100% in option	100% in option
Max. travel speed*	0-12 km/h (0-7 mph)	0-20 km/h (0-12 mph)	0-20 km/h (0-12 mph)	0-20 km/h (0-12 mph) 30 km/h (19 mph)**	0-20 km/h (0-12 mph) 30 km/h (19 mph)**	0-20 km/h (0-12 mph)
Central oscillation – max. angle	+/-11°	+/-11°	+/-11°	+/-11°	+/-11°	+/-11°

\*May vary according to applicable regulations - \*\* Option

BRAKES	MCL2	MCL4	MCL4+	MCL6	MCL6+	MCL8
1. Inch brake	Hydrostatic inching brake, acting on all 4 wheels	Hydrostatic inching brake, acting on all 4 wheels	Hydrostatic inching brake, acting on all 4 wheels	Hydrostatic inching brake, acting on all 4 wheels	Hydrostatic inching brake, acting on all 4 wheels	Hydrostatic inching brake, acting on all 4 wheels
2. Working brake	-	Hydraulically operated drum brake at the front axle, acting on all 4 wheels	Hydraulically operated drum brake at the front axle, acting on all 4 wheels	Hydraulically operated drum brake at the front axle, acting on all 4 wheels	Hydraulically operated drum brake at the front axle, acting on all 4 wheels	Hydraulically operated drum brake at the front axle, acting on all 4 wheels
3. Parking brake	Electrically activated parking brake, acting on 2 rear wheels, with deactivation of the drive or switch	Mechanically activated parking brake, acting on all 4 wheels, with deactivation of the drive	Mechanically activated parking brake, acting on all 4 wheels, with deactivation of the drive	Mechanically activated parking brake, acting on all 4 wheels, with deactivation of the drive	Mechanically activated parking brake, acting on all 4 wheels, with deactivation of the drive	Mechanically activated parking brake, acting on all 4 wheels, with deactivation of the drive

# MCL SERIES

## TECHNICAL DATA



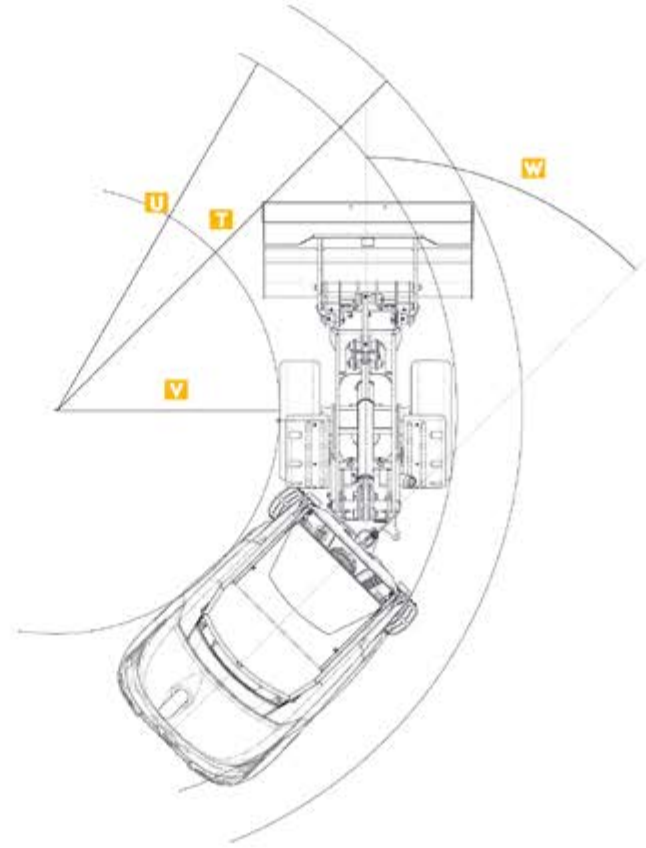
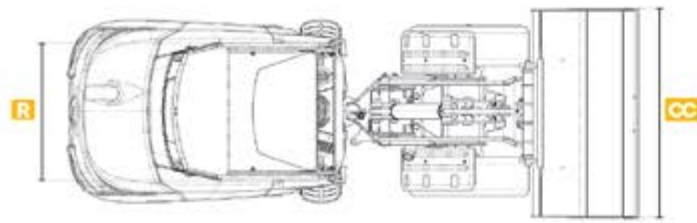
	MCL2	MCL4	MCL4+	MCL6	MCL6+	MCL8
With standard bucket	STD. 0.43 m³ (0.56 yd³)	STD. 0.43 m³ (0.56 yd³)	STD. 0.43 m³ (0.56 yd³)	STD. 0.43 m³ (0.56 yd³)	STD. 0.43 m³ (0.56 yd³)	STD. 0.50 m³ (0.65 yd³)
		Standard boom	Short boom	Standard boom	Short boom	
<b>A</b> Overall length - bucket level	3627 mm (11'10")	4154 mm (13'7")	4104 mm (13'5")	4279 mm (14'0")	4230 mm (13'10")	4490 mm (14'8")
<b>B</b> Overall length - without bucket	2928 mm (9'7")	3458 mm (11'4")	3406 mm (11'2")	3583 mm (11'9")	3531 mm (11'7")	3792 mm (12'5")
<b>C</b> Front wheel center to hinge pin - arm down	563 mm (1'10")	669 mm (2'2")	617 mm (2'0")	669 mm (2'2")	617 mm (2'0")	733 mm (2'4")
<b>D</b> Wheel base	1419 mm (4'7")	1650 mm (5'4")	1650 mm (5'4")	1650 mm (5'4")	1650 mm (5'4")	1770 mm (5'9")
<b>E</b> Rear overhang	801 mm (2'7")	995 mm (3'3")	995 mm (3'3")	1120 mm (3'8")	1120 mm (3'8")	1146 mm (3'9")
<b>F</b> Overall height* (cab; canopy fix or folding)	2140 mm (7'0")	2258 mm (7'4")	2258 mm (7'4")	2258 mm (7'4")	2258 mm (7'4")	2290 mm (7'6")
Overall height* (canopy folded down)	1817 (6'0")	1935 (6'4")	1935 (6'4")	1935 (6'4")	1935 (6'4")	1967 (6'5")
<b>H</b> Height to top of hood	1254 mm (4'1")	1405 mm (4'3")	1405 mm (4'3")	1405 mm (4'3")	1405 mm (4'3")	1469 mm (4'9")
<b>J</b> Overall operating height - fully raised, bucket rolled back	3535 mm (11'7")	3696 mm (12'1")	3313 mm (10'10")	3696 mm (12'1")	3313 mm (10'10")	3870 mm (12'8")
<b>K</b> Height to hinge pin - fully raised	2736 mm (8'11")	2900 mm (9'6")	2520 mm (8'3")	2900 mm (9'6")	2520 mm (8'3")	3070 mm (10'0")
<b>L</b> Ground plane to bucket edge height	2515 mm (8'3")	2665 mm (8'9")	2277 mm (7'5")	2665 mm (8'9")	2277 mm (7'5")	2837 mm (9'3")
<b>M</b> Dump height - fully raised	2008 mm (6'7")	2170 mm (7'1")	1800 mm (5'10")	2170 mm (7'1")	1800 mm (5'10")	2301 mm (7'6")
<b>N</b> Dump reach - fully raised	475 mm (1'7")	479 mm (1'7")	344 mm (1'1")	479 mm (1'7")	344 mm (1'1")	458 mm (1'6")
<b>O</b> Digging position (+ above ground / - below ground)	45 mm (0'2")	79 mm (0'3")	56 mm (0'2")	79 mm (0'3")	56 mm (0'2")	72 mm (0'3")
<b>P</b> Overall width - without bucket	1040 mm (3'4")	1100 mm (3'7")	1100 mm (3'7")	1100 mm (3'7")	1100 mm (3'7")	1330 mm (4'4")
<b>Q</b> Track or tread width (wheel center)	848 mm (2'9")	836 mm (2'9")	836 mm (2'9")	836 mm (2'9")	836 mm (2'9")	946 mm (3'1")

\*Minimum height with standard tire excluding removable items like LED spots, beacon, antenna, etc. Please verify if you need to underpass fix obstacles



# MCL SERIES

## TECHNICAL DATA



### OVERALL WIDTH WITH DIFFERENT TYRE OPTIONS

MCL2		
7 x 12.00 - AG		1040 mm (3'4")
27 x 8.5 - 15 - SK		1051 mm (3'5")
27 x 10.5 - 15 - SK-HD		1113 mm (3'8")
26 x 12 - 12 - AG		1225 mm (4'0")
26 x 12 - 12 - TURF		1227 mm (4'0")

MCL4 / MCL4+		
10/75 - 15.3 - AG		1100 mm (3'6")
10 x 16.5 - SK		1100 mm (3'6")
31 x 15.5 - 15 - AG		1350 mm (4'4")
31 x 15.5 - 15 - SK		1364 mm (4'5")
31 x 15.5 - 15 - TURF		1371 mm (4'6")
31 x 15.5 - 15 - SK-HD		1380 mm (4'6")

MCL6 / MCL6+		
10/75 - 15.3 - AG		1100 mm (3'6")
10 x 16.5 - SK		1100 mm (3'6")
31 x 15.5 - 15 - AG		1350 mm (4'4")
15.0/55 - 17 - AG		1361 mm (4'5")
31 x 15.5 - 15 - SK		1364 mm (4'5")
31 x 15.5 - 15 - TURF		1371 mm (4'6")
31 x 15.5 - 15 - SK-HD		1380 mm (4'6")

MCL8		
11.5/80 - 15.3 - AG		1330 mm (4'4")
10/75 - 15.3		1330 mm (4'4")
10 x 16.5 - SK		1330 mm (4'4")
11.5/80 - 15.3		1330 mm (4'4")
31 x 15.5 - 15 - AG		1380 mm (4'6")
31 x 15.5 - 15 - SK		1394 mm (4'6")
31 x 15.5 - 15 - TURF		1401 mm (4'7")
31 x 15.5 - 15 - SK-HD		1410 mm (4'7")
15.0/55 - 17 - AG		1435 mm (4'8")
425/55 R17 - AG		1472 mm (4'9")

Tread pattern:  
**AG**ri-traction; **TURF**-protection;  
**SK**id & **SKid-HeavyDuty**, low wear-construction

	MCL2	MCL4	MCL4+	MCL6	MCL6+	MCL8
	With standard bucket STD. 0.43 m³ (0.56 yd³)	STD. 0.43 m³ (0.56 yd³)		STD. 0.43 m³ (0.56 yd³)		STD. 0.50 m³ (0.65 yd³)
		Standard boom	Short boom	Standard boom	Short boom	
<b>R</b> Widest fixed point on machine (ROPS width)	991 mm (3'3")	991 mm (3'3")	991 mm (3'3")	991 mm (3'3")	991 mm (3'3")	991 mm (3'3")
<b>S</b> Ground clearance	153 mm (0'6")	320 mm (1'0")	320 mm (1'0")	320 mm (1'0")	320 mm (1'0")	356 mm (1'2")
<b>T</b> Clearance radius - front / bucket at carry position	2681 mm (8'9")	3246 mm (10'7")	3246 mm (10'7")	3246 mm (10'7")	3246 mm (10'7")	3361 mm (11'0")
<b>U</b> Clearance radius - without bucket	2251 mm (7'4")	2767 mm (9'0")	2767 mm (9'0")	2767 mm (9'0")	2767 mm (9'0")	2888 mm (9'5")
<b>V</b> Clearance radius - Inner	1194 mm (3'11")	1623 mm (5'3")	1623 mm (5'3")	1623 mm (5'3")	1623 mm (5'3")	1617 mm (5'3")
<b>W</b> Maximum articulation angle	45°	45°	45°	45°	45°	40°
<b>X</b> Maximum rollback angle - fully raised	45°	48°	50°	48°	50°	46°
<b>Y</b> Dump angle - fully raised	41°	42°	39°	42°	39°	47°
<b>Z</b> Maximum rollback angle at ground	47°	49°	49°	49°	49°	50°
<b>AA</b> Quick-coupler hinge pin ground clearance (pin center)	192 mm (0'7")	170 mm (0'6.7")	187 mm (0'7.3")	170 mm (0'6.7")	187 mm (0'7.3")	168 mm (0'6")
<b>BB</b> Height from ground to axle center	144 mm (0'5")	214 mm (0'8")	214 mm (0'8")	214 mm (0'8")	214 mm (0'8")	230 mm (0'9")
<b>CC</b> Bucket width	1100 mm (3'7")	1520 mm (4'11")	1520 mm (4'11")	1520 mm (4'11")	1520 mm (4'11")	1520 mm (4'11")

**MECALAC FRANCE S.A.S.**

2, avenue du Pré de Challes  
Parc des Glaisins – CS 40230  
Annecy-le-Vieux  
FR - 74942 Annecy Cedex  
Tel. +33 (0)4 50 64 01 63

**WWW.MECALAC.COM**

**MECALAC NORTH AMERICA LLC**

282 Dedham Street, Unit 5  
Norfolk, MA 02056  
UNITED STATES  
Phone: 508-921-3076



Documents and specifications subject to change without notice. Photos are not contractually binding. Machines shown in photos may have equipment additional to or different from what is locally available. To find out the options available in your region, please contact your MECALAC dealer.  
2024 MECALAC®. All rights reserved.

**MM415/EN - MCL SERIES-12/24 Layout** Service Communication Mecalac **Photo credits** Séraphore - Mecalac - Fotolia **Non-binding document**