

AX
SERIES
Mecalac

EN



AX
SERIES
Mecalac

AX SERIES

EXPERIENCE OF YOUR WORKSITE

Since long time, articulated loaders have been an integral part of Mecalac's wheel loader portfolio. Developed to meet explicit customer requirements, the articulated AX models come with cutting edge technology components. They are characterised by intuitive operation and robustness.



AX 700



AX 850




AX 1000

SUMMARY

INNOVATION, PERFORMANCE AND TOP QUALITY ARE THE KEY TO CUSTOMER SATISFACTION

For the AX series, customer benefit, convenience and performance are predominant features. Innovative, customised detail solutions paired with series-production components are convincing arguments in favour of the AX.

This guarantees a good cost-benefit ratio.



6

LET'S HAVE A LOOK AT YOUR ADVANTAGES



8

MECALAC MONOBOOM





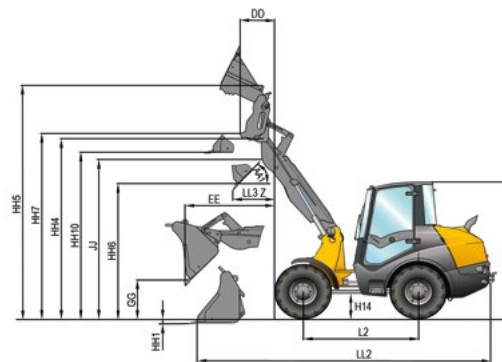
10 MECALAC SELF STABILISING CONCEPT



12 MECALAC PANORAMA CAB



16 TECHNICAL DATA



LET'S HAVE A LOOK AT YOUR ADVANTAGES

IDEAL FOR ANY KIND OF WORKSITE

The efficient series of articulated loaders with bucket volumes from 0.7 to 1.5 m³ (0.92 to 2.0 yd³) is an asset for every assignment. Coming with bucket widths of 1.60 – 1.85 m (5'2" – 6'), it is an ideal loader with top performance, even for confined worksites. With a height of less than 2.50 m (8'2"), transporting the loader at an overall height of 4.0 m (13'1") is possible. This ensures easy and cost efficient transport.

A highlight of the machine is the temperature-dependent fan control. It ensures the lowest noise emission and minimal fuel consumption. The new Mecalac AX series convinces with durability, low running costs, ease of operation, simplified maintenance and, last but not least, an attractive design.

- **PANORAMA CAB
WITH ALL-ROUND VISIBILITY**
- **MAXIMUM TRAVELLING COMFORT
THANKS TO SELF STABILISING CONCEPT**
- **INTELLIGENT COOLING CONCEPT WITH
HYDRAULIC ON DEMAND FAN CONTROL**
- **OPTIMUM FRONT AND REAR VIEW DUE
TO MONOBOOM AND COMPACT REAR END**
- **MONOBOOM WITH POWERFUL
PROTECTED Z- KINEMATICS**
- **ELECTRO-HYDRAULIC BRAND-
COMPATIBLE QUICK- COUPLER**
- **EXTENSIVE RANGE OF ATTACHMENTS**







POWERFUL MECALAC MONOBOOM



MONO- BOOM

POWERFUL
SAFE
PERFORMANCE

ONE ARM, MUCH POWER

The rigid, sleek monoboom of the AX series features high tear out forces. Cables and hoses are protected and out of the driver's field of vision. The protected, internal Z-kinematics allows perfect parallel guidance of the attachments.

This translates to a high degree of safety, in particular when loading pallets. Fast cycles and an unrivalled view on the attachments make daily work even more efficient.





STABLE
MECALAC SELF STABILISING CONCEPT



PERFECT ON ROUGH TERRAIN

POWERFUL DURING OPERATION

The Mecalac concept consists of a self-stabilising articulated pendulum joint that transfers the centre of gravity of the rear end to below the pendulum axis. The resulting self-stabilisation of the pendulum motion not only increases the stability but also translates to better driving comfort and optimum stability on all terrain.





SPACIOUS MECALAC PANORAMA CAB



360°
ALL-ROUND
VISION

CONSTRUCTION, A THING OF THE PAST

The spacious cabin and the ergonomically laid out controls offer a convenient workplace for long-term work. Large tinted windows ensure an excellent all-round visibility. The panorama roof allows for an exact overhead view, for example for truck loading.

A multi-position comfort seat, glove-box with ample storage space and a powerful 3-stage ventilation and heating system make daily work a pleasure.

Due to a great number of equipment options, individual demands on the interior features can be fulfilled.



**SIMPLE
CONVENIENT
TIMELESS**





SERVICES

PERFORMANCE, PROFITABILITY, LONGEVITY

DISCOVER OUR SERVICES

MECALAC PREMIUM LUBRICANTS

Premium lubricants to get the best out of your machines:

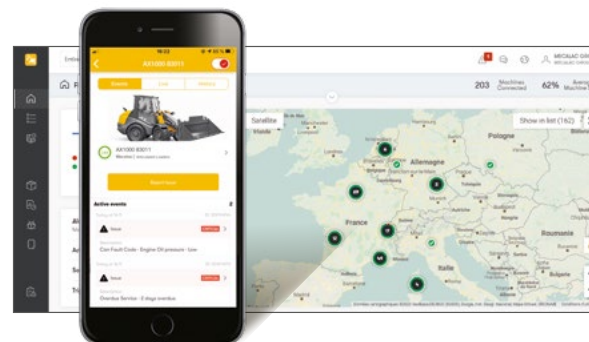
- Extended machine life
- Extended warranty and extended oil change intervals
- All-weather efficiency



MY MECALAC CONNECTED SERVICES

To optimise the use of its machines, MECALAC offers a range of telematics services:

- Remote fleet management
- Access to all machine usage data of the machines
- Limited machine downtime thanks to preventive maintenance



MECALAC GENUINE PARTS

Only genuine MECALAC parts ensure optimum service life and maximum performance:

- Certified genuine parts
- Maintenance kits
- Extended warranty*



MECALAC TRAINING

Make full use of the full potential of your Mecalac machines:

- Efficient use
- Individual coaching
- Intensive practice



MECALAC FINANCIAL SOLUTIONS

A complete range of financial products and associated services to meet your specific needs:

- Machine purchase
- Machine rental
- Competitive rates



WARRANTY EXTENSIONS

Our solutions are well-adapted to your needs to maximise the life of your machines:

- Customised contracts
- Peace of mind
- Controlled expenses



The list of services offered may vary depending on your country.
Consult your local Mecalac dealer for details.



TECHNICAL DATA

→ AX700 / AX850 / AX1000



➤ TECHNICAL DATA



TECHNICAL DATA

DATA	AX700	AX850	AX1000
Operating weight	4710 kg (10,383 lb)	5050 kg (11,133 lb)	5410 kg (11,927 lb)
Engine power	50 kW / 68 hp (67 imperial hp)	50 kW / 68 hp (67 imperial hp)	55.4 kW / 75 hp (74.3 imperial hp)
Bucket capacity	0.70 – 1.20 m³ (0.92 - 1.6 yd³)	0.85 – 1.50 m³ (1.11 - 2 yd³)	1.00 – 1.60 m³ (1.3 - 2.1 yd³)

- Monoboom (Mecalac Single Arm Power) with hydraulic quick-coupler
- Powerful Z-kinematics
- Mecalac Self Stabilising Concept
- Mecalac Panorama Cab with removable cabin top
- Power-controlled high-performance hydrostatic drive
- Planetary axles with manually switched 100% differential lock on front and rear axle
- Smooth joystick operation
- Extensive range of attachments

ENGINE	AX700 / AX850 / AX1000		
Low-noise, water-cooled Deutz TD 2.9 L4 turbo diesel engine with intercooler. Common Rail injection system, cooled external exhaust gas recirculation, diesel oxidation catalyst (DOC).	EU Stage V - Diesel Particulate Filter (DPF) U.S. EPA Tier 4 Final*		

	AX700	AX850	AX1000
Net power at acc. to ISO 14396	2300 rpm 50 kW / 68 hp (67 imperial hp)	2300 rpm 50 kW / 68 hp (67 imperial hp)	2300 rpm 55.4 kW / 75 hp (74.3 imperial hp)
Max. torque at acc. to ISO 14396	1600 rpm 235 Nm	1600 rpm 235 Nm	1600 rpm 260 Nm
Air intake filter: 2-level dry-air filter with safety cartridge	•	•	•
Electrical system:			
- Operating voltage	12 Volt	12 Volt	12 Volt
- Battery capacity	100 Ah	100 Ah	100 Ah
- Alternator rating	95 A	95 A	95 A

DRIVE	AX700	AX850	AX1000
Hydrostatic, controlled drive, 2 stages for maximum propulsive force, stages shiftable under load, multifunction lever (joystick) for drive and working hydraulics control	•	•	•
Axles: large-scale production planetary axles	•	•	•
Differential lock: manually switched differential lock in both axles, locking value	100%	100%	100%
Wheels:			
- Tyre size	12.5-18	12.5-18	365/70 R18
- Alternatively	365/70 R18	405/70 R18	405/70 R18
Speeds:			
- Road gear	0-20 km/h (0-12 mph)	0-20 km/h (0-12 mph)	0-20 km/h (0-12 mph)
- Field gear	0-7 km/h (0-4.35 mph)	0-7 km/h (0-4.35 mph)	0-7 km/h (0-4.35 mph)
Oscillation: max. oscillation angle	+/-11°	+/-11°	+/-11°

*Depending on your Local Legislation - Environmental Protection Agency (EPA)

TECHNICAL DATA

BRAKES	AX700	AX850	AX1000
Working brakes:			
1. hydrostatic inching brake, acting on all 4 wheels	•	•	•
2. hydraulically operated disc brake at the front axle, acting on all 4 wheels	•	•	•
Parking brake:			
Mechanically activated parking brake, acting on all 4 wheels, with deactivation of the drive	•	•	•

STEERING	AX700	AX850	AX1000
Hydrostatic articulated steering	•	•	•
Max. steering angle	2 x 40°	2 x 40°	2 x 40°
Turning radius over rear RK	3700 mm (12'1")	3700 mm (12'1")	3700 mm (12'1")

HYDRAULIC SYSTEM	AX700	AX850	AX1000
Single circuit hydraulics with central gear pump (lift/lower, tilt, quick-coupler) and steering (via priority valve); three-way control valve with primary and secondary safeguards	•	•	•
Max. power at 2300 rpm	62 l/min (16.4 gal) and 250 bar (3626 psi)	62 l/min (16.4 gal) and 250 bar (3626 psi)	62 l/min (16.4 gal) and 250 bar (3626 psi)
Floating position for lifting cylinders	•	•	•
Cylinders: 2 lifting cylinders	•	•	•
1 tilting cylinder	•	•	•

PERFORMANCE DATA	AX700	AX850	AX1000
Bucket position:			
- Crowd angle	47°	47°	47°
- Dump angle top max.	45°	45°	45°
Lifting force at ground position	3500 daN (7,868 lbf)	4300 daN (9,666 lbf)	4300 daN (9,666 lbf)
Breakout force	3500 daN (7,868 lbf)	4200 daN (9,442 lbf)	4200 daN (8,992 lbf)
Thrust force	3800 daN (8,542 lbf)	3800 daN (8,542 lbf)	4100 daN (9,217 lbf)
Tipping load:			
- Standard bucket, straight	3250 kg (7,165 lb)	3700 kg (8,157 lb)	4100 kg (9,038 lb)
- Standard bucket, articulated	2900 kg (6,393 lb)	3300 kg (7,275 lb)	3680 kg (8,113 lb)
Payload/machine (even ground):			
- on forks, frontal	2100 kg (4,629 lb)	2350 kg (5,180 lb)	2610 kg (5,754 lb)
- on forks, articulated	1900 kg (4,188 lb)	2100 kg (4,629 lb)	2350 kg (5,180 lb)
Tipping load according to ISO 14397	•	•	•
Payload according to EN 474-3	•	•	•

FILLING CAPACITIES	AX700	AX850	AX1000
Engine with filter	approx. 8 l (2.1 gal)	approx. 8 l (2.1 gal)	approx. 8 l (2.1 gal)
Fuel tank	approx. 87 l (23 gal)	approx. 87 l (23 gal)	approx. 87 l (23 gal)
Front axle total	approx. 5.9 l (1.6 gal)	approx. 5.9 l (1.6 gal)	approx. 5.9 l (1.6 gal)
Rear axle total	approx. 6.8 l (1.8 gal)	approx. 6.8 l (1.8 gal)	approx. 6.8 l (1.8 gal)
Hydraulic system incl. tank	approx. 60 l (15.9 gal)	approx. 60 l (15.9 gal)	approx. 60 l (15.9 gal)

CHASSIS	AX700	AX850	AX1000
Front and rear chassis with self-stabilising, articulated oscillating centre-pivot for max. stability in articulated position	•	•	•
Monoboom with protected Z-kinematics on the inside for exact parallel guidance of the pallet fork and excellent visibility on working attachments	•	•	•
Operator's cabin with flexible four-point mountings for maximum driver comfort and minimum noise levels	•	•	•
Smooth, precise joystick control	•	•	•

NOTE: METRIC MEASUREMENTS ARE THE CRITICAL VALUES

- 1 Litre = 0.26417 US Liquid Gallons
- 1 Litre = 0.21997 Imperial Liquid Gallons

STANDARD/OPTIONAL EQUIPEMENT

STANDARD FEATURES	AX700	AX850	AX1000
Comfortable panoramic cab with ROPS and removable top	•	•	•
Driver door opens through 180°	•	•	•
Right side window opens through 180° – can be locked in 2 positions	•	•	•
Single piece floor mat for easy cleaning	•	•	•
Tinted windows	•	•	•
Parallel guided windscreen wiper	•	•	•
Rear wiper	•	•	•
Front and rear screen washing device	•	•	•
Heated rear window	•	•	•
2 fold away outside mirrors	•	•	•
Tinted roof window	•	•	•
Steering column is adjustable in inclination	•	•	•
Ergonomic joystick control	•	•	•
Multiply adjustable driver's seat	•	•	•
Safety belt	•	•	•
Sunshade	•	•	•
Heating and ventilation system with recirculation air function	•	•	•
Main battery switch	•	•	•
Interior light	•	•	•
12 V socket	•	•	•
Coat hook	•	•	•
Storage pockets in the cabin	•	•	•
Intuitive modular control panel with onboard computer for machine monitoring	•	•	•
2 driving lights	•	•	•
2 working lights on cabin roof	•	•	•
Single key system	•	•	•
1st proportional auxiliary circuit for quick coupler	•	•	•
Hydraulic brand compatible quick coupler with electric safety device	•	•	•
Towing coupling	•	•	•
Fastening and lifting points	•	•	•
Color scheme: yellow	•	•	•
Operator's cabin, axles and wheels: grey	•	•	•

OPTIONAL EQUIPMENT	AX700	AX850	AX1000
30 km/h version	•	•	•
Wide tires	•	•	•
Beacon light	•	•	•
LED beacon light	•	•	•
Interior mirror	•	•	•
Acoustic back up alarm	•	•	•
FOPS grid for cabin roof	•	•	•
Hydraulic hoses for 1 st auxiliary circuit	•	•	•
Permanent function for auxiliary hydraulics	•	•	•
Safety valves	•	•	•
Boom suspension	•	•	•
Bio-degradable oil fill for hydraulic system	•	•	•
Pressureless return line	•	•	•
MDRIVE (hand throttle + inching mode on pedal)	•	•	•
Spring-loaded hand brake	•	•	•
Air suspended driver's seat	•	•	•
Glove-box with lid	•	•	•
Radio	•	•	•
Immobilizer	•	•	•
2 working lights rear	•	•	•
LED working lights front	•	•	•
LED working lights rear	•	•	•
Cyclonic filter	•	•	•
Special corrosion protection for salt applications	•	•	•
Attachments as per separate list as pallet fork, load hook etc.	•	•	•
Euro quick coupler	•	•	•
High flow	•	•	•
Highlift version - extended boom	•	•	•
Pilot control joystick with proportional operation	•	•	•
MyMecalac Telematics	•	•	•
Diesel Particulate Filter (DPF) (standard in Europe)	•	•	•

EMISSIONS	AX700 / AX850 / AX1000
Engine: Emissions according to EU-RL 97/68	EU Stage V - U.S. EPA Tier 4 Final*
Noise emission:	
- Sound power level L_{WA}^1	100 dB(A)
- Acoustic power level L_{pA}^2	75 dB(A)

Vibrations:

- Vibration total value³ < 2.5 m (8'2")/s²
- Effective vibration level⁴ < 0.5 m (1'7")/s²

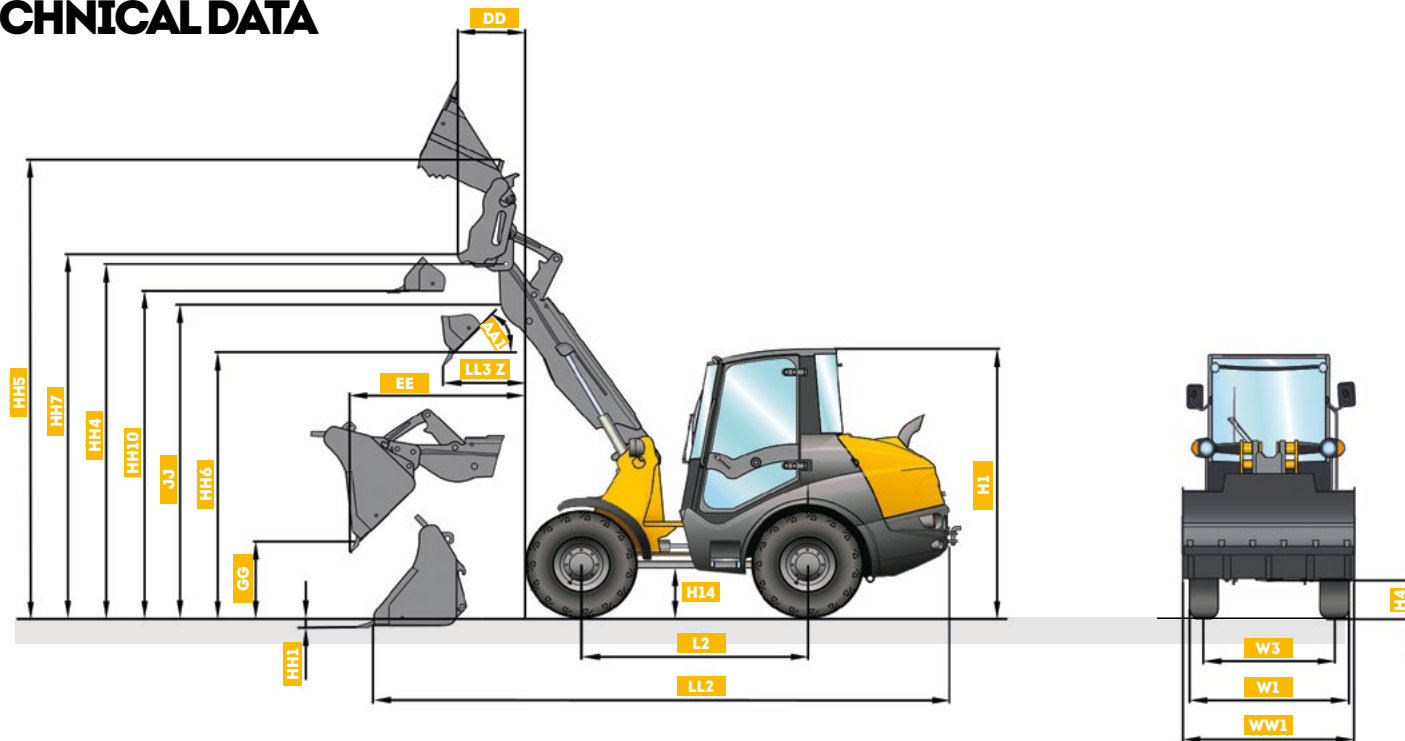
¹ According to 2000/14/EG ³ According to ISO/TR 25398

² According to ISO 6396 ⁴ According to ISO/TR 25398

*Depending on your Local Legislation - Environmental Protection Agency (EPA)

Standard and optional equipment may vary.
Consult your Mecalac dealer for details.

TECHNICAL DATA

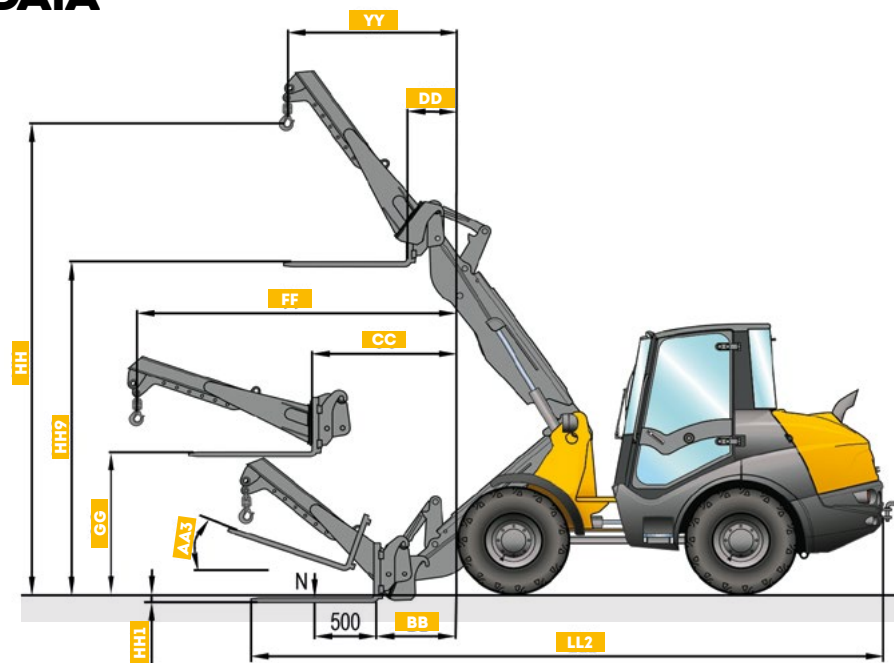


MACHINE DIMENSIONS		AX700		AX850		AX1000	
BUCKET		STD. 0.70 m ³ (0.92 yd ³)	4x1 - 0.65 m ³ (0.85 yd ³)	STD. 0.85 m ³ (1.11 yd ³)	4x1 - 0.80 m ³ (1 yd ³)	STD. 1.00 m ³ (1.3 yd ³)	4x1 - 0.95 m ³ (1.2 yd ³)
AA1	45°		42°	45°	42°	45°	42°
DD		-	535 mm (1'9")	-	535 mm (1'9")	-	535 mm (1'9")
EE		1550 mm (5'1")	1625 mm (5'3")	1590 mm (5'2")	1625 mm (5'3")	1650 mm (5'4")	1785 mm (5'10")
GG		735 mm (2'4")	595 mm (1'11")	760 mm (2'5")	595 mm (1'11")	700 mm (2'3")	515 mm (1'8")
H1		2470 mm (8'1")	2470 mm (8'1")	2470 mm (8'1")	2470 mm (8'1")	2440 mm (8')	2440 mm (8')
H4		340 mm (1'1")	340 mm (1'1")	340 mm (1'1")	340 mm (1'1")	325 mm (1')	325 mm (1')
H14		420 mm (1'4")	420 mm (1'4")	420 mm (1'4")	420 mm (1'4")	415 mm (1'4")	415 mm (1'4")
HH1		90 mm (0'3")	105 mm (0'4")	90 mm (0'3")	105 mm (0'4")	100 mm (0'3")	140 mm (0'5")
HH4		3275 mm (10'8")	3275 mm (10'8")	3275 mm (10'8")	3275 mm (10'8")	3270 mm (10'8")	3270 mm (10'8")
HH5		4150 mm (13'7")	-	4150 mm (13'7")	-	4250 mm (13'11")	-
HH6		2475 mm (8'1")	2375 mm (7'9")	2475 mm (8'1")	2375 mm (7'9")	2400 mm (7'10")	2280 mm (7'5")
HH7		-	3010 mm (9'10")	-	3010 mm (9'10")	-	2980 mm (9'9")
HH10		3030 mm (9'11")	3010 mm (9'10")	3030 mm (9'11")	3010 mm (9'10")	3015 mm (9'10")	2980 mm (9'9")
JJ		2780 mm (9'1")	2770 mm (9'1")	2780 mm (9'1")	2770 mm (9'1")	2780 mm (9'1")	2770 mm (9'08")
L2		2030 mm (6'7")	2030 mm (6'7")	2030 mm (6'7")	2030 mm (6'7")	2030 mm (6'7")	2030 mm (6'7")
LL2		5285 mm (17'4")	5475 mm (17'11")	5285 mm (17'4")	5475 mm (17'11")	5350 mm (17'6")	5595 mm (18'4")
LL3Z		780 mm (2'6")	880 mm (2'10")	780 mm (2'6")	880 mm (2'10")	850 mm (2'9")	1030 mm (3'4")
W1		1600 mm (5'2")	1600 mm (5'2")	1750 mm (5'8")	1750 mm (5'8")	1750 mm (5'8")	1750 mm (5'8")
W3		1315 mm (4'3")	1315 mm (4'3")	1405 mm (4'7")	1405 mm (4'7")	1405 mm (4'7")	1405 mm (4'7")
WW1		1600 mm (5'2")	1600 mm (5'2")	1850 mm (6')	1950 mm (6'4")	1850 mm (6')	1950 mm (6'4")

MACHINE DIMENSIONS		AX700 HIGHLIFT		AX850 HIGHLIFT		AX1000 HIGHLIFT	
BUCKET		STD. 0.70 m ³ * (0.92 yd ³ *)	4x1 - 0.65 m ³ * (0.85 yd ³ *)	STD. 0.85 m ³ * (1.11 yd ³ *)	4x1 - 0.80 m ³ * (1 yd ³ *)	STD. 1.00 m ³ * (1.3 yd ³ *)	4x1 - 0.95 m ³ * (1.2 yd ³ *)
HH6		2785 mm (9'1")	2685 mm (8'9")	2785 mm (9'1")	2685 mm (8'9")	2710 mm (8'10")	2590 mm (8'5")

*Density 1.4 m³ (1,83 yd³)

TECHNICAL DATA




MACHINE DIMENSIONS		AX700		AX850		AX1000	
		FORK	LOAD HOOK	FORK	LOAD HOOK	FORK	LOAD HOOK
AA3		19°	-	19°	-	19°	-
BB		1085 mm (3'6")	-	1085 mm (3'6")	-	1100 mm (3'7")	-
CC		1315 mm (4'3")	-	1315 mm (4'3")	-	1365 mm (4'5")	-
DD		410 mm (1'4")	-	410 mm (1'4")	-	435 mm (1'5")	-
FF		-	2850 mm (9'35")	-	2850 mm (9'35")	-	2865 mm (9'4")
GG		1385 mm (4'6")	-	1385 mm (4'6")	-	1355 mm (4'5")	-
HH		-	4510 mm (14'9")	-	4510 mm (14'9")	-	4510 mm (14'9")
HH1		100 mm (0'3")	-	100 mm (0'3")	-	95 mm (0'3")	-
HH9		3050 mm (10')	-	3050 mm (10')	-	3065 mm (10'0.6")	-
LL2		5730 mm (18'9")	6385 mm (20'11")	5730 mm (18'9")	6385 mm (20'11")	5730 mm (18'9")	6385 mm (20'11")
YY		-	1240 mm (4')	-	1240 mm (4')	-	1240 mm (4')

All data based on standard tires.

All data are non-binding.

Changes are reserved without notice.

The order confirmation is exclusively decisive.



MECALAC FRANCE S.A.S.
2, avenue du Pré de Challes
Parc des Glaisins – CS 40230
Annecy-le-Vieux
FR - 74942 Annecy Cedex
Tel. +33 (0)4 50 64 01 63

**MECALAC BAUMASCHINEN
GMBH**
Am Friedrichsbrunnen
D-24782 Büdelsdorf
Tel. +49(0) 4331 351 0

**MECALAC CONSTRUCTION
EQUIPMENT UK LTD**
Unit 1, Mallory Way
Gallagher Business Park
Coventry, CV6 6PB, UK
Tel. +44 (0)24 7633 9400

**MECALAC İŞ MAKİNELERİ
SAN. VE TİC. LTD. ŞTİ.**
Ege Serbest Bölgesi
Zafer SB Mahallesi Gündüz Sokak No:17/1
35410, Gazimür - İzmir - TÜRKİYE
Tel. +90 232 220 11 15



WWW.MECALAC.COM

Documents and specifications subject to change without notice. Photos are not contractually binding. Machines shown in photos may have equipment additional to or different from what is locally available. To find out the options available in your region, please contact your MECALAC dealer.

2025 MECALAC®. All rights reserved.

MX355/EN-05/25 AX SERIES **Layout** Service communication Mecalac **Photo credits** Munchow Industriefotos - Mecalac - Fotolia **Non-binding document**