



MECALAC TILTROTATORS FOR EXCAVATORS



THE ALL-ROUND
INTEGRATED SOLUTION

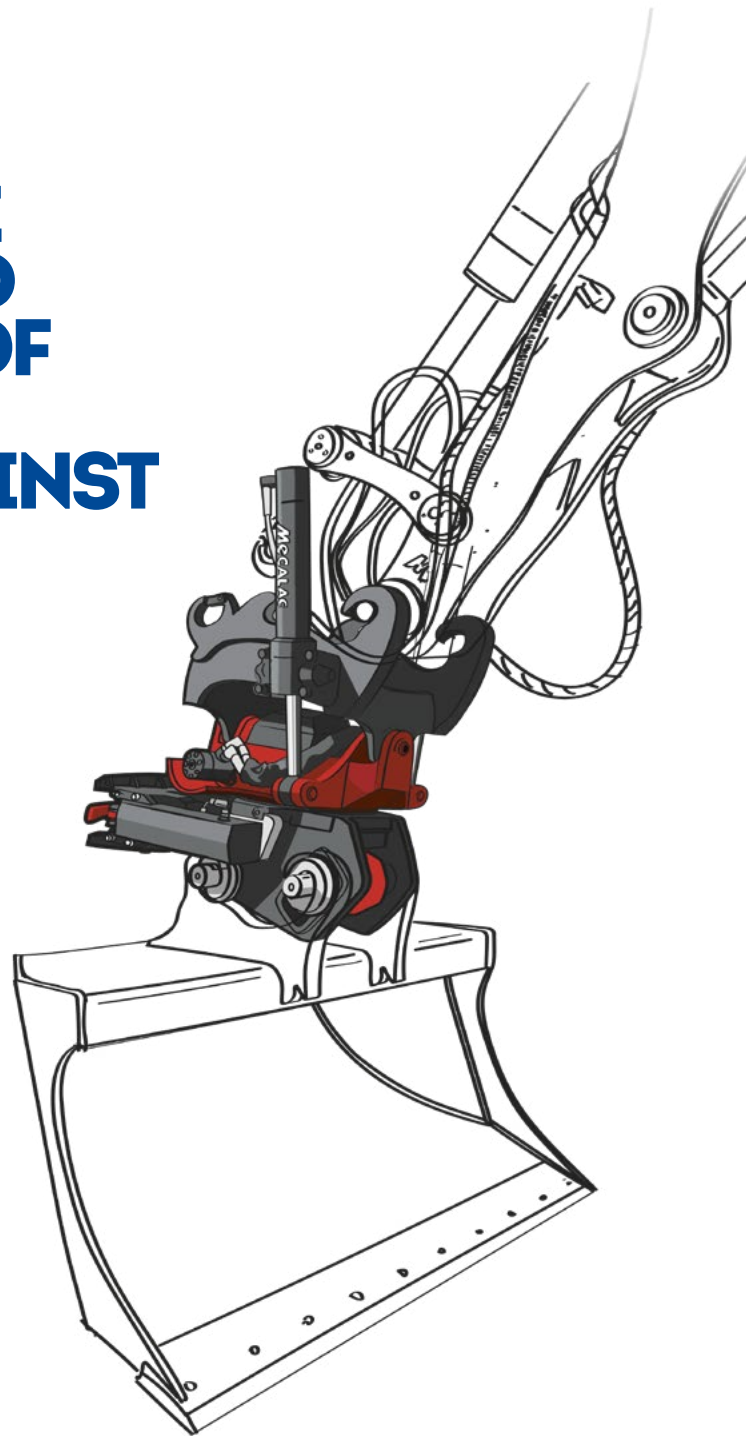


DON'T TRADE THE VERSATILITY AND PRODUCTIVITY OF YOUR MECALAC EXCAVATOR AGAINST A TILTROTATOR

The Mecalac Tiltrotator with the twin CONNECT coupling system is the latest integrated innovation to expand the 360° capabilities of your Mecalac excavator.



IF YOU WANT TO ENJOY THE ABILITY TO ROTATE YOUR BUCKET WITHOUT DENYING ANY OF YOUR MECALAC PRODUCTIVE TOOLS:
USE A MECALAC TILTROTATOR.


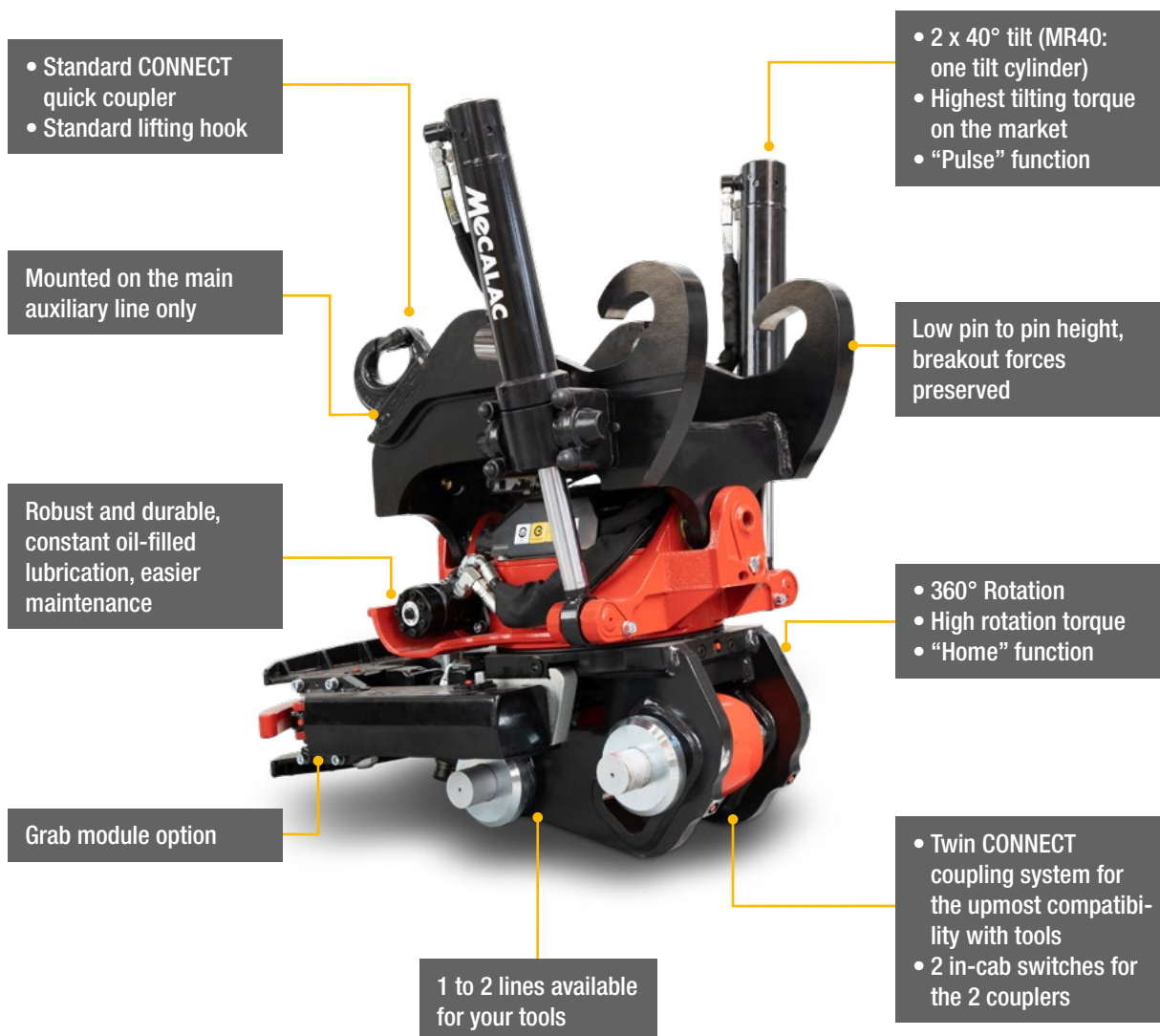


-
- Mecalac excavators are the best possible carriers for a tiltrotator thanks to their unique natural balance.
 - With their standard offset boom and a tiltrotator, you'll be able to dig deeper trenches, parallel to your machine, like no other!
 - Mecalac MR tiltrotators are mounted in sandwich between two CONNECT quick couplers, thus offering you the ability to drop the tiltrotator and keep using your loader bucket or handling JIB.



MR40, MR50 AND MR60 TILTROTATORS KEY FEATURES AND BENEFITS

CE MARKINGS INCLUDED AND 2-YEAR WARRANTY FROM THE FACTORY



Advanced joysticks, up to 13 functions available, depending on the machine model



- Dedicated grading buckets
- Bolt-on cutting-edge



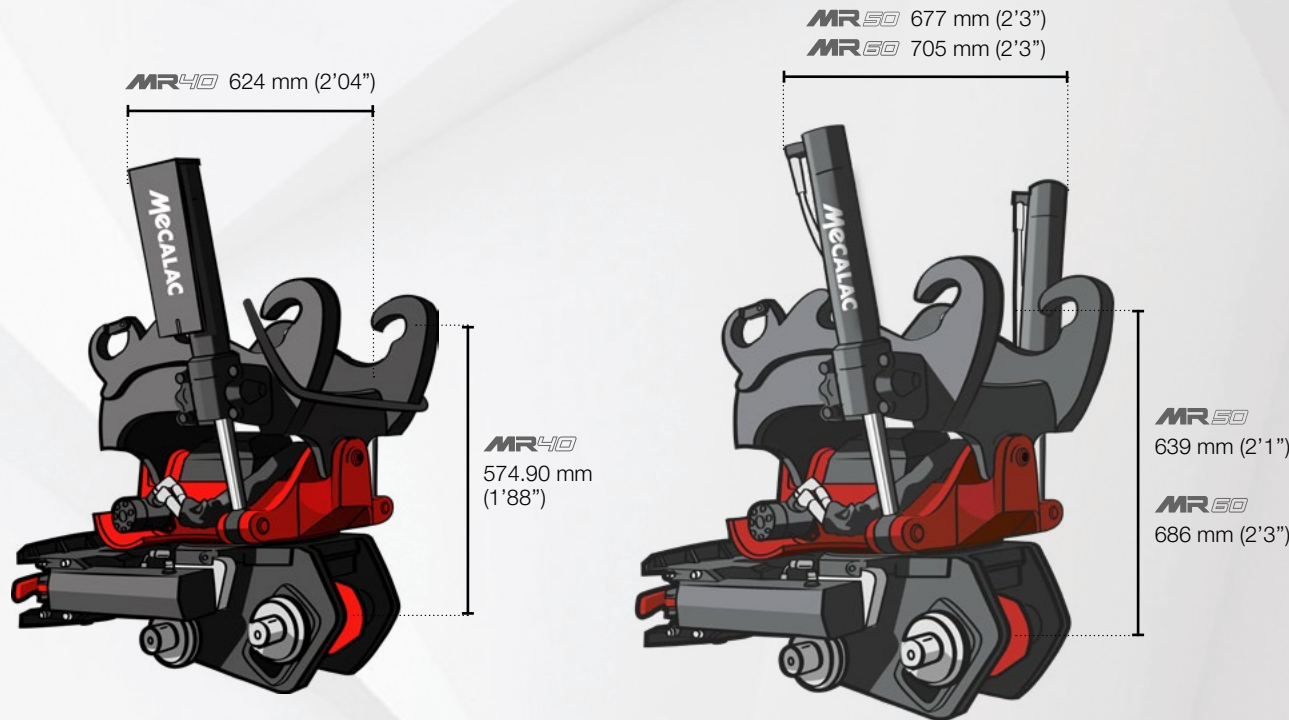
- Dedicated screen, integrated into the cab, to set the parameters of the tiltrotator. Indication of the position of the tiltrotator.
- "Home" function: repositions the tool into the position that is set by the user

A Machine Preparation Option for a Mecalac Tiltrotator is available. Without Tiltrotator. Compatible only with a Mecalac Tiltrotators.

MECALAC TILTROTATORS FOR EXCAVATORS



MR40, MR50 AND MR60 TILTROTATORS TECHNICAL DATA



	MR40	MR50	MR60
Machine size-class	6MCR - 7MWR	8 - 12 MT	12 - 18 MT
Maximum bucket width	1200 mm (3'93") 280 l (0,36 yd³)	1500 mm (4'11") 340 l (0,44 yd³) & 450 l (0,59 yd³)	1500 mm (4'11") 570 l (0,74 yd³)
Maximum breakout force	50 kN (11,240 lbf)	81 kN (18,209 lbf)	125 kN (28,101 lbf)
Maximum breakout torque	43 kNm (31,715 lbf.ft)	85 kNm (62,692 lbf.ft)	163 kNm (12,0222 lbf.ft)
Weight (from, with 1x CONNECT)	343 kg (756 lbs)	400 kg (882 lbs)	575 kg (1,268 lbs)
Tilt angle	2 x 40°	2 x 40°	2 x 40°
Pin-to-pin height	574,9 mm (1'12")	639 mm (2'1")	686 mm (2'3")
Working pressure	25 MPa (3,626 psi)	25 MPa (3,626 psi)	25 MPa (3,626 psi)
Lubrication points	1	1	1
Rotation torque at 25MPa (3,626 psi)	3900 Nm (2876 lbf.ft)	6100 Nm (4,499 lbf.ft)	7640 Nm (5,634 lbf.ft)
Tilt cylinder torque	14400 Nm (10,620 lbf.ft)	26500 Nm (19,545 lbf.ft)	38600 Nm (28,469 lbf.ft)
Flow rate / Maximum pressure additional auxiliary line	90 l/min (23,77 gpm) 250 bar (3626 psi)	100 l/min (26,41 gpm) 250 bar (3626 psi)	140 l/min (37 gpm) 350 bar (5076 psi)

Documents and specifications subject to change without notice. Photos are not contractually binding. Machines shown in photos may have equipment additional to or different from what is locally available. To find out the options available in your region, please contact your MECALAC dealer.
2024 MECALAC®. All rights reserved.

MECALAC FRANCE S.A.S.
2, avenue du Pré de Challes
Parc des Glaisins – CS 20130 – Annecy-le-Vieux
FR - 74941 Annecy Cedex
Tel: +33 (0) 4 50 64 01 63

WWW.MECALAC.COM

